GF Piping Systems

Product Range

CONTAIN-IT Plus

We ensure that nothing escapes

CONTAIN-IT Plus

Table of contents

Introduction		
List of abbreviations		4
Calculation chart		5
Overview spacer & corresponding outer pipe		6
General product design		7
Outer piping system	Containment pipes	8
	Containment coupler and reducer	12
	Splash protection solution	15
Leak detection	Manual leak detection solution	18
	Automated leak detection solution	20
	Additional access into monitoring room	21
PVC-U/PE100 - Cementing (Tangit/Dytex)	Fittings	23
	Valves	26
	Mechanical Connections	27
	Inner pipes, sockets and reducer	28
PVC-C/PE100 - Cementing (Tangit/Dytex)	Fittings	30
	Valves	33
	Mechanical Connections	34
	Inner pipes, sockets and reducer	35
PP-H/PE100 - Socket Fusion	Fittings	37
	Valves	39
	Mechanical Connections	40
	Inner pipes, sockets and reducer	41
PP-H/PE100 - Butt Fusion	Fittings	43
	Valves	45
	Mechanical Connections	46
	Inner pipes and reducer	47
PE/PE100 - Socket Fusion	Fittings	49
	Valves	51
	Mechanical Connections	52
	Inner pipes, sockets and reducer	53

PE/PE100 - Butt Fusion	Fittings	55
	Valves	57
	Mechanical Connections	59
	Inner pipes and reducer	59
PVDF/PE100 - Socket Fusion	Fittings	61
	Valves	63
	Mechanical Connections	64
	Inner pipes, sockets and reducer	65
PVDF/PE100 - Butt Fusion	Fittings	68
	Valves	70
	Mechanical Connections	71
	Inner pipes and reducer	72
ECTFE/PE100 - IR Fusion	Fittings	74
	Mechanical Connections	76
	Inner pipes and reducer	77
Automation - Ball valve	Pneumatic actuators	78
	Electric actuators	80
	Actuator - Extension set	82
Machines	Infrared fusion machines	83
	Butt and socket fusion machines	86
	Electrofusion machines	92
Cleaner, cements, tools and accessories		94

Code index	101

List of abbreviations

ABS	Acrylonitrile butadiene styrene
AL	Number of bolt holes
ANSI	American National Standards Institute
ASTM	American Society for Testing and Materials
BC	Bolt circle
BCF	Bead and crevice free
BR	Butyl rubber
BS	British Standards (Institution)
CR	Chloroprene rubber, e.g. Neoprene®
CSM	Chlorosulfonated polyethylene, e.g. Hypalon®
d	Outer pipe diameter
DIN	German Institute for Standardization
DN	Nominal bore
DVS	German Welding Society
e	Wall thickness
ecoFIT	GF - Material: Piping system in PE
ECTFE	Ethylene chlorotrifluoroethylene
ELGEF Plus	GF - Material: Piping system in PE (Electrofusion)
EPDM	Ethylene propylene diene monomer rubber
FFKM	Perfluoroelastomer
FKM	Fluorine rubber, e.g. Viton®
FM	Fusion method
g	Weight in grams
G	Pipe thread, not pressure tight in the thread to ISO 228/1
GP	Gross pack. The figure given indicates the quantity of fittings contained in a gross pack.
IR	Infrared
ISO	International Organization for Standardization
JIS	Japanese Industrial Standards
kg	Weight in kilograms
MPTFE	Modified polytetrafluoroethylene, e.g. TFM®
Ms	Brass
NBR	Nitrile butadiene rubber
NPT	Taper mal thread pressure tight in the thread to ANSI B ..20.1
PE	Polyethylene
PN	Nominal pressure at 20°C, water
PP	Polypropylene
PP-n	Polypropylene natural
PROGEF	GF - Material: Piping system in PP-Standard / PP-Plus / PP-H / PP-R / PP-n
PTFE	Polytetrafluoroethylene, e.g. Teflon®
PVC-C	Polyvinyl chloride chlorinated
PVC-U	Polyvinyl chloride unplasticized
PVDF	Polyvinylidene fluoride
R	Taper male thread, pressure tight in the thread to ISO 7/DIN 2999/1
Rc	Taper female thread, pressure tight in the thread to ISO 7/1
Rp	Parallel female thread, pressure tight in the thread to ISO 7/DIN 999/1
s	A/F
SC	Size of hexagon bolts
SDR	Standard Dimension Ratio
SP	Standard pack, The figure given indicate the quantity of fittings contained in a standard pack
St	Steel
SYGEF	GF - Material: Piping system in PVDF / PVDF-HP / ECTFE
Tg	Malleable Iron
Tr	Trapezoid thread
UP-GF	Unsaturated polyester resin glassfiber reinforced
®	Registered trade-mark

Calculation chart

The following table supports you within the calculation of the required system components. Before calculating the materials, such as couplers, sockets, and snap rings, please select your preferred outer pipe material. The outer piping system of the CONTAIN-IT Plus solution can be designed with a pressure-tight PE100 or a splash-proof PVC-U (transparent) standard pipe from GF Piping Systems. For the selection of the outer pipe materials, the installation and operation conditions such as temperatures, pressures, impact, and notch resistance, as well as UV resistance, must be considered.

Basic system components

Spacer	**Pressure Tight Solution:** ELGEF Plus Coupler	**Splash Protection Solution:** EPDM-Coupler	Socket equal	Snap Ring

Inner pipe connection: Socket Fusion or Cementing

Required quantity -> per item	**Pressure Tight Solution:** ELGEF Plus Coupler	**Splash Protection Solution:** EPDM-Coupler	Socket equal	Snap Ring
Connection technology	Electrofusion	Mechanical	-	-
Outer pipe material	PE	PVC-U (Transparent)	-	-
Elbow 90°	2	2	1	2
Elbow 45°	2	2	1	2
T 90° Equal	3	3	2	3
Termination Fitting	1	1	0	1
Segmentation Fitting	2	2	1	2
Inner pipe	0	0	*	0
Outer pipe (PE)	*	0	0	*
Outer pipe (PVC-U)	0	0	**	0

Inner pipe connection: Butt Fusion

Required quantity -> per item	**Pressure Tight Solution:** ELGEF Plus Coupler	**Splash Protection Solution:** EPDM-Coupler	Socket equal	Snap Ring
Connection technology	Electrofusion	Mechanical	-	-
Outer pipe material	PE	PVC-U (Transparent)	-	-
Elbow 90°	2	2	0	2
Elbow 45°	2	2	0	2
T 90° Equal	3	3	0	3
Termination Fitting	1	1	0	1
Segmentation Fitting	2	2	0	2
Inner pipe	0	0	0	0
Outer pipe (PE)	*	0	0	*
Outer pipe (PVC-U)	0	0	**	0

*** 1 piece for each pipe to pipe connection.**
**** 1 piece for each pipe to pipe connection. Outer pipe dimension has to be considered.**

Required quantity of spacers
The amount of spacers can be derived from the results of the static evidence and the stress calculation. Enter your project-specific operating conditions in the questionnaire and get the spacer distances as well as the system forces calculated by the GF Piping Systems engineering experts for a straight pipe section free of charge. Please contact GF Piping System for detailed information. Scan the QR code to access the questionnaire.

Overview spacer & corresponding outer pipe

The following table will help you to select the spacers as well as the outer pipes based on the dimension of the inner pipe.

Inner Pipe	Spacer	Outer Pipe	Corresponding outer pipe (containment pipe)						
	Accessories		Pressure-tight*		Splash-Protection*				
Dimension (mm)	PP-H	Dimension (mm)	PE100		PVC-U**			PVC-U Transparent **	
	-		SDR11	SDR17.6	SDR13.6	SDR21	SDR34.4	SDR13.5	SDR21
20	700 238 060	50	193 017 160	-	161 017 110	-	-	192 017 110	-
25	700 238 061	50	193 017 160	-	161 017 110	-	-	192 017 110	-
32	700 238 062	63	193 017 161	-	161 017 111	-	-	192 017 111	-
40	700 238 043	75	193 017 162	-	-	161 017 087	-	-	192 017 087
50	700 238 064	90	-	193 017 113	-	161 017 088	-	-	192 017 088
63	700 238 065	110	-	193 017 114	-	161 017 089	-	-	192 017 089
75	700 238 046	125	-	193 017 115	-	-	161 017 065	-	-
90	700 238 047	140	-	193 017 116	-	-	On request	-	-
110	700 238 068	160	-	193 017 117	-	-	On request	-	-
125	700 238 049	180	-	193 017 118	-	-	-	-	-
140	700 238 070	200	-	193 017 119	-	-	-	-	-
160	700 238 071	225	-	193 017 120	-	-	-	-	-
200	700 238 053	280	-	193 017 122	-	-	-	-	-
225	700 238 054	315	-	193 017 123	-	-	-	-	-

***Outer pipe pressure range: Dependent on the system component with the lowest pressure rating.**
**** Spacers with PVC-U (Transparent) outer pipes: Spacers for thin-walled outer pipes can be adjusted (customized solutions on request)!**

General product design

Product design for cementing and socket fusion

Possible connections:

- Direct fitting to fitting
- Fitting to pipe
- Fitting to End-Fitting



Product design for butt fusion

Possible connections:

- Direct fitting to fitting
- Fitting to pipe
- Fitting to End-Fitting



Outer Piping System

Containment pipes

Pressure tight solution (PE - PN10/16)

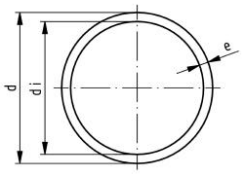

ecoFIT pipe PE100
SDR11 / PN16 / S5

Model:

- Dimension: acc. to DIN 8074/75
- Colour: black
- Pipe length: 5m, with plain ends
- **Note 1**: DIBT Z-40.23-406 Approval
- Attention: Pressure rates refer to operating temperatures at 20°C. Higher temperatures and aggressive flow media reduce pressure load (see above DIN and our technical documentation). Pressure load capacity has to be determined in consideration with safety demands of the respective applications and calculated in accordance.

Note	d (mm)	SDR	PN (bar)	Code	Weight (kg/m)	e (mm)	di (mm)
1	50	11	16	**193 017 160**	0.673	4.6	40.8
1	63	11	16	**193 017 161**	1.060	5.8	51.4
1	75	11	16	**193 017 162**	1.480	6.8	61.4

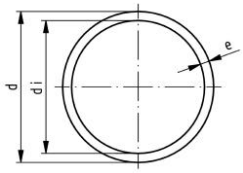

ecoFIT pipe PE100
SDR17,6 / PN10 / S8,3

Model:

- Dimension: acc. to DIN 8074/75
- Colour: black
- Pipe length: 5m, with plain ends
- **Note 1**: DIBT Z-40.23-406 Approval
- Attention: Pressure rates refer to operating temperatures at 20°C. Higher temperatures and aggressive flow media reduce pressure load (see above DIN and our technical documentation). Pressure load capacity has to be determined in consideration with safety demands of the respective applications and calculated in accordance.

Inflation surcharges for pipes are possible, they follow the current purchase of materials price.

Note	d (mm)	SDR	PN (bar)	Code	Weight (kg/m)	e (mm)	di (mm)
1	90	17.6	10	**193 017 113**	1.400	5.1	79.8
1	110	17.6	10	**193 017 114**	2.100	6.3	97.4
1	125	17.6	10	**193 017 115**	2.690	7.1	110.8
1	140	17.6	10	**193 017 116**	3.370	8.0	124.0
1	160	17.6	10	**193 017 117**	4.400	9.1	141.8
1	180	17.6	10	**193 017 118**	5.540	10.2	159.6
1	200	17.6	10	**193 017 119**	6.860	11.4	177.2
1	225	17.6	10	**193 017 120**	8.640	12.8	199.4
	250	17.6	10	**193 017 121**	10.700	14.2	221.6
	280	17.6	10	**193 017 122**	13.300	15.9	248.2
	315	17.6	10	**193 017 123**	16.900	17.9	279.2

Splash protection solution (PVC-U - PN1)

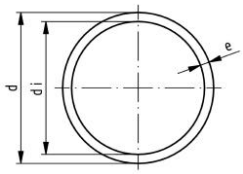

Pipe PVC-U grey
SDR13,6/PN16/S6,4

Model:

- Material: PVC-U
- Dimension: acc. to DIN 8061/62
- Colour: darkgrey RAL 7011
- Pipe length: 5000mm, with plain ends
- * SDR 11
- **Note 1**: DIBT Z-40.23-1 approval
- **Note 3**: DVGW approval + DIN plus
- Attention: Pressure rates refer to operating temperatures at 20°C. Higher temperatures and aggressive flow media reduce pressure load (see above DIN and our technical documentation). Pressure load capacity has to be determined in consideration with safety demands of the respective applications and calculated in accordance.

Note	d (mm)	SDR	PN (bar)	Code	Weight (kg/m)	e (mm)
1, 3	50	13.6	16	**161 017 110**	0.821	3.7
1, 3	63	13.6	16	**161 017 111**	1.310	4.7

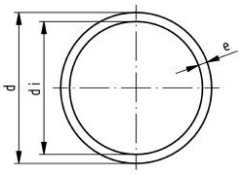

Pipe PVC-U grey
SDR21/PN10/S10

Model:

- Material: PVC-U
- Dimension: acc. to DIN 8061/62
- Colour: darkgrey RAL 7011
- Pipe length: 5000mm, with plain ends
- * SDR 17
- **Note 1**: DIBT Z-40.23-1 approval
- **Note 3**: DVGW approval + DIN plus
- Attention: Pressure rates refer to operating temperatures at 20°C. Higher temperatures and aggressive flow media reduce pressure load (see above DIN and our technical documentation). Pressure load capacity has to be determined in consideration with safety demands of the respective applications and calculated in accordance.

Note	d (mm)	SDR	PN (bar)	Code	Weight (kg/m)	e (mm)
1, 3	75	21	10	**161 017 087**	1.240	3.6
1, 3	90	21	10	**161 017 088**	1.770	4.3
1, 3	110	21	10	**161 017 089**	2.650	5.3

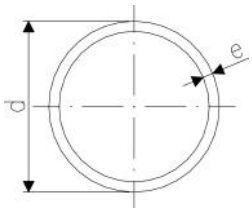

Pipe PVC-U grey
SDR34,4/PN6/S16,7

Model:

- Material: PVC-U
- Dimension: acc. to DIN 8061/62
- Colour: darkgrey RAL 7011
- Pipe length: 5000mm, with plain ends
- **Note 2**: according to DIN 8062
- Attention: Pressure rates refer to operating temperatures at 20°C. Higher temperatures and aggressive flow media reduce pressure load (see above DIN and our technical documentation). Pressure load capacity has to be determined in consideration with safety demands of the respective applications and calculated in accordance.

Note	d (mm)	SDR	PN (bar)	Code	Weight (kg/m)	e (mm)
2	125	34.4	6	**161 017 065**	2.160	3.7

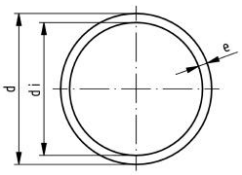

Pipe PVC-U transparent
SDR13,5/Series S6,3

Model:

- Material: PVC-U
- Dimension: acc. to DIN 8062
- Colour: transparent - Transparency depends on outer diameter and wall thickness! Chemical and thermical stress can cause discolouration
- Pipe length: 5000mm, with plain ends
- Food grade, with declaration of conformity acc. EU 10/2011 and EU 1953/2004
- Attention: Pressure rates refer to operating temperatures at 20°C. Higher temperatures and aggressive flow media reduce pressure load (see above DIN and our technical documentation). Pressure load capacity has to be determined in consideration with safety demands of the respective applications and calculated in accordance.
- * SDR 11

	pcs in foil	Note	d (mm)	SDR	PN (bar)	Code	Weight (kg/m)	di (mm)	e (mm)
* 5	5		50	13.5	16	**192 017 110**	0.821	42.6	3.7
* 3	3		63	13.5	16	**192 017 111**	1.310	53.6	4.7

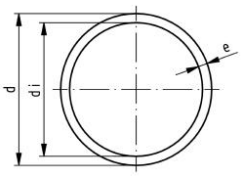

Pipe PVC-U transparent
SDR21 /Series S10

Model:

- Material: PVC-U
- Dimension: acc. to DIN 8062
- Colour: transparent - Transparency depends on outer diameter and wall thickness! Chemical and thermical stress can cause discolouration
- Pipe length: 5000mm, with plain ends
- Approval: food grade, with declaration of conformity acc. EU 10/2011 and EU 1953/2004, Approval on request
- Attention: Pressure rates refer to operating temperatures at 20°C. Higher temperatures and aggressive flow media reduce pressure load (see above DIN and our technical documentation). Pressure load capacity has to be determined in consideration with safety demands of the respective applications and calculated in accordance.
- * SDR17
- * pcs in foil

	Note	d (mm)	SDR	Code	Weight (kg/m)	e (mm)	di (mm)
* 3		75	21	**192 017 087**	1.240	3.6	67.8
* 2		90	21	**192 017 088**	1.770	4.3	81.4
* 1		110	21	**192 017 089**	2.650	5.3	99.4

Containment coupler and reducer

Pressure tight solution

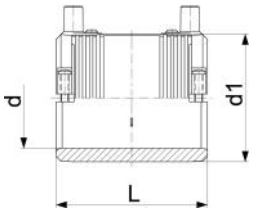

ELGEF Plus Electrofusion coupler PE100 d20-63mm / SDR11

- 10 bar Gas / 16 bar Water
- 4 mm pin connectors
- Limited path fusion indicators
- Removable centre stop
- With integral pipe fixation

d (mm)	SDR	PN (bar)	DN (mm)	Code	Weight (kg)	d1 (mm)	L (mm)	SDR pipe
50	11	16	40	**753 911 610**	0.131	66	88	9-11
63	11	16	50	**753 911 611**	0.194	81	96	9-17.6

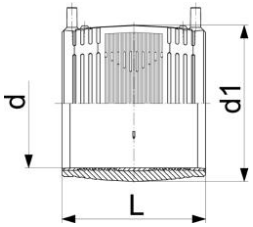

ELGEF Plus Electrofusion coupler PE100 d75-315mm / SDR11

- 10 bar Gas / 16 bar Water
- 4 mm pin connectors
- Limited path fusion indicators
- Removable centre stop up to d160
- 1) FM 1613 approved – 15 bar

	d (mm)	SDR	PN (bar)	DN (mm)	Code	Weight (kg)	d1 (mm)	L (mm)	SDR pipe
	75	11	16	65	**753 911 612**	0.282	96	110	9-17.6
1	90	11	16	80	**753 911 613**	0.406	113	125	9-17.6
1	110	11	16	100	**753 911 614**	0.692	138	145	9-17.6
1	125	11	16	100	**753 911 615**	0.718	154	156	9-17.6
1	140	11	16	125	**753 911 616**	0.945	172	166	9-17.6

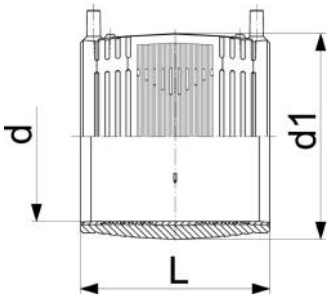

ELGEF Plus Electrofusion coupler PE100 d160-315mm / SDR17

- 5 bar Gas / 10 bar Water
- 4 mm pin connectors
- Limited path fusion indicators
- d160 with removable centre stop

d (mm)	SDR	PN (bar)	DN (mm)	Code	Weight (kg)	d1 (mm)	L (mm)	SDR pipe
160	17	10	150	**753 911 817**	1.017	186	180	9-26
180	17	10	150	**753 911 818**	1.434	213	192	9-26
200	17	10	200	**753 911 819**	1.726	233	206	9-26
225	17	10	200	**753 911 820**	2.545	261	225	9-26
250	17	10	250	**753 911 821**	4.616	304	248	9-26
280	17	10	250	**753 911 822**	5.606	340	252	9-26
315	17	10	300	**753 911 823**	6.100	382	267	9-26

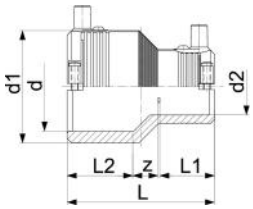

ELGEF Plus Reducer PE100
d20-63mm / SDR11 /with integral pipe fixation

- 10 bar Gas / 16 bar Water
- 4 mm pin connectors
- Limited path fusion indicators

d (mm)	d2 (mm)	DN (mm)	PN (bar)	SDR	Code	Weight (kg)	d1 (mm)	L (mm)	L1 (mm)	L2 (mm)	z (mm)	SDR pipe
63	40	50	16	11	**753 901 657**	0.176	81	105	39	48	19	9-11

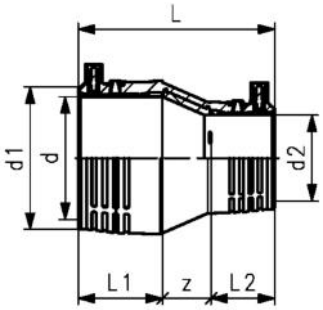

ELGEF Plus Reducer PE100
d63-180mm / SDR11

- 10 bar Gas / 16 bar Water
- 4 mm pin connectors
- Limited path fusion indicators

d (mm)	d2 (mm)	DN (mm)	PN (bar)	SDR	Code	Weight (kg)	d1 (mm)	L (mm)	L1 (mm)	L2 (mm)	z (mm)	SDR pipe
90	63	80	16	11	**753 901 831**	0.385	113	146	63	47	36	9-17.6
110	63	100	16	11	**753 901 832**	0.644	140	184	71	58	55	9-11
110	90	100	16	11	**753 901 833**	0.700	138	173	73	63	38	9-17.6
125	90	100	16	11	**753 901 836**	0.891	152	194	77	62	55	9-17.6
160	90	150	16	11	**753 901 839**	1.600	202	227	90	72	65	9-17.6
160	110	150	16	11	**753 901 864**	1.783	202	226	90	71	65	9-17.6
180	125	150	16	11	**753 901 865**	2.340	225	254	96	78	80	9-17.6

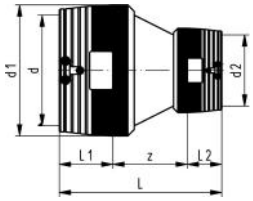

ELGEF Plus Reducer PE100
d200/160-250/225mm / SDR11

- 10 bar Gas / 16 bar Water
- 4 mm pin connectors
- Limited path fusion indicators
- Two separate fusion zones

d (mm)	d2 (mm)	DN (mm)	PN (bar)	SDR	Code	Weight (kg)	d1 (mm)	L (mm)	L1 (mm)	L2 (mm)	z (mm)	SDR pipe
200	160	200	16	11	**753 901 837**	5.098	250	365	104	90	171	11-26
225	160	200	16	11	**753 901 838**	6.000	280	385	112	90	183	11-26
225	200	200	16	11	**753 901 845**	8.200	280	390	112	104	173	11-26
250	160	250	16	11	**753 901 840**	7.860	310	400	123	90	187	11-26
250	200	250	16	11	**753 901 841**	8.480	310	417	123	104	200	11-26
250	225	250	16	11	**753 901 842**	8.450	310	430	123	112	204	11-26

ELGEF Plus Reducer PE100
d25-630mm / SDR11 / Long version

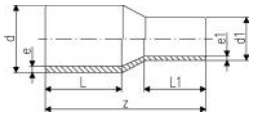

Model:

- Pressure rating: 16 bar water / 10 bar gas

* FM 1613 approved - 15 bar

d (mm)	d1 (mm)	DN (mm)	PN (bar)	SDR	Code	Weight (kg)	z (mm)	L (mm)	L1 (mm)	e (mm)	e1 (mm)
75	50	65	16	11	**753 901 064**	0.188	170	72	65	6.8	4.6
75	63	65	16	11	**753 901 065**	0.209	170	72	65	6.8	5.8
90	50	80	16	11	**753 901 072**	0.289	190	81	61	8.2	4.6

ELGEF Plus Reducer PE100
d90-d1000mm / SDR17 / Long version

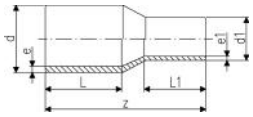

Model:

- Pressure rating: 10 bar water / 5 bar gas

d (mm)	d1 (mm)	DN (mm)	PN (bar)	SDR	Code	Weight (kg)	z (mm)	L1 (mm)	L (mm)	e (mm)	e1 (mm)
90	63	80	10	17	**753 900 872**	0.224	182	63	79	5.4	3,8
90	75	80	10	17	**753 900 870**	0.234	185	70	79	5.4	4,5
110	63	100	10	17	**753 900 877**	0.326	185	68	82	6.6	3,8
110	90	100	10	17	**753 900 876**	0.333	205	80	82	6.6	5,4
125	63	100	10	17	**753 900 882**	0.610	200	68	91	7.4	3,8
125	90	100	10	17	**753 900 881**	0.461	200	80	90	7.4	5,4
125	110	100	10	17	**753 900 880**	0.507	200	90	90	7.4	6,6
140	75	125	10	17	**753 900 886**	0.560	230	76	112	8.3	4,5
140	90	125	10	17	**753 900 887**	0.642	235	86	112	8.3	5,4
140	110	125	10	17	**753 900 884**	0.715	237	91	112	8.3	6,6
140	125	125	10	17	**753 900 885**	0.754	237	93	118	8.3	7,4
160	90	150	10	17	**753 900 888**	0.752	238	85	108	9.5	5,4
160	110	150	10	17	**753 900 890**	0.930	252	89	111	9.5	6,6
160	125	150	10	17	**753 900 889**	0.930	251	96	110	9.5	7,4
160	140	150	10	17	**753 900 831**	0.995	260	110	120	9.5	8,3
180	90	150	10	17	**753 900 873**	1.010	245	81	105	10.7	5,4
180	110	150	10	17	**753 900 874**	1.600	275	94	124	10.7	6,6
180	125	150	10	17	**753 900 891**	1.165	250	87	105	10.7	7,4
180	140	150	10	17	**753 900 875**	1.720	277	114	123	10.7	8,3
180	160	150	10	17	**753 900 832**	2.100	279	125	122	10.7	9,5
200	140	200	10	17	**753 900 866**	1.800	279	114	122	11.9	8,3
200	160	200	10	17	**753 900 892**	1.664	278	124	122	11.9	9,5
200	180	200	10	17	**753 900 893**	2.580	272	120	120	11.9	10,7
225	140	200	10	17	**753 900 867**	2.021	290	114	134	13.4	8,3
225	160	200	10	17	**753 900 896**	2.020	280	100	120	13.4	9,5
225	180	200	10	17	**753 900 895**	2.240	285	118	125	13.4	10,7
225	200	200	10	17	**753 900 894**	2.237	272	120	126	13.4	11,9
250	160	250	10	17	**753 900 800**	2.850	308	100	152	14.8	9,5
250	180	250	10	17	**753 900 868**	3.100	316	105	153	14.8	10,7
250	200	250	10	17	**753 900 801**	3.210	324	112	157	14.8	11,9
250	225	250	10	17	**753 900 802**	2.385	330	120	168	14.8	13,4
280	200	250	10	17	**753 900 898**	3.800	345	116	142	16.6	11,9
280	225	250	10	17	**753 900 899**	4.062	335	124	140	16.6	13,4
280	250	250	10	17	**753 900 803**	4.352	340	134	140	16.6	14,8
315	200	300	10	17	**753 800 897**	7.220	355	112	150	28.6	18.2
315	225	300	10	17	**753 900 807**	6.200	370	124	153	18.7	13,4
315	250	300	10	17	**753 900 805**	6.420	367	134	152	18.7	14,8
315	280	300	10	17	**753 900 806**	5.940	369	140	150	18.7	16,6
400	280	400	10	17	**753 900 811**	7.930	415	140	180	23.7	16,6

CONTAIN-IT Plus Foil roll PE

- To fix and seal of pre-assembled ELGEF Coupler

	Code	Weight (kg)
Roll of PE-stretch foil	**799 198 041**	0.341

Splash protection solution

CONTAIN-IT Plus Coupler d50-d160mm / PN1

Model:

- CONTAIN-IT Plus EPDM couplers are used for outer pipe transitions from PE to the PVC-U (transparent) pipe.
- Installation: None tensile strength

Note:

Fix point installation is essential to ensure that the outer pipe is securely fixed to prevent axial movement!

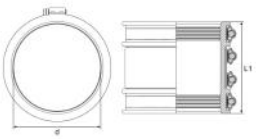

d (mm)	EPDM Code	PN (bar)	L1 (mm)	Tightening Torque (N/m)
50	**700 238 380**	1	95	6.00
63	**700 238 381**	1	90	6.00
75	**700 238 382**	1	110	6.00
90	**700 238 383**	1	100	6.00
110	**700 238 384**	1	120	6.00
125	**700 238 385**	1	120	6.00
140	**700 238 386**	1	120	6.00
160	**700 238 387**	1	120	6.00

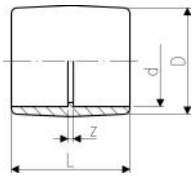

Socket equal PVC-U metric

[1] Socket d355 and d400 fabricated from pipe. The socket length can vary up to +/- 20mm

d (mm)	d (inch)	PN (bar)	Code	SP	Weight (kg)	z (mm)	D (mm)	L (mm)
50		16	**721 910 110**	10	0.064	3	58	65
63		16	**721 910 111**	10	0.118	3	73	79
75	2 ½	16	**721 910 112**	10	0.188	4	87	92
90		16	**721 910 113**	10	0.328	5	105	107
110		16	**721 910 114**	6	0.554	6	128	128
125		16	**721 910 115**	3	0.825	7	142	145

Snap ring and Spacer

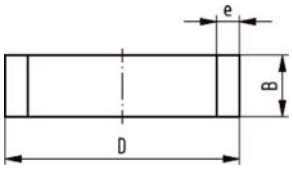

CONTAIN-IT Plus Snap ring PE
d50 - d315mm

- For closing the gap in the outer pipe

d (mm)	Code	Weight (kg)	e (mm)	B (mm)
50	**700 238 424**	0.021	4.6	30
63	**700 238 425**	0.030	5.8	30
75	**700 238 426**	0.038	6.9	30
90	**700 238 427**	0.040	5.1	30
110	**700 238 428**	0.062	6.3	30
125	**700 238 429**	0.079	7.1	30
140	**700 238 430**	0.101	8.0	30
160	**700 238 431**	0.129	9.1	30
180	**700 238 432**	0.161	10.2	30
200	**700 238 433**	0.204	11.4	30
225	**700 238 434**	0.251	12.8	30
280	**700 238 436**	0.396	15.9	30
315	**700 238 437**	0.498	17.9	30

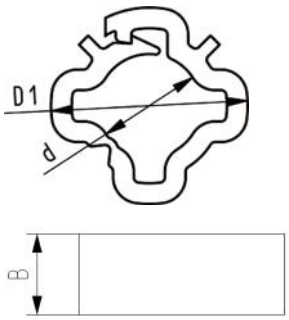

CONTAIN-IT Plus Spacer PP-H
d20-d22mm

- To clamp upon the medium pipe
- To center the medium pipe within the outer pipe
- Wall thickness of containment pipe must be considered:

PE100: d50-d75 with SDR11, d90-d315 with SDR17.6
PVC-U (Transparent)*: d50 & d63 with SDR 13.6, d75-d110 with SDR21, d125-d160 with SDR34.4
*Precise Spacer – with minimized gap between spacer & outer pipe – on request!

d (mm)	D1 (mm)	Code	Weight (kg)	B (mm)
20	38	**700 238 060**	0.01	15
25	38	**700 238 061**	0.01	20
32	48	**700 238 062**	0.01	20
40	57	**700 238 043**	0.02	25
50	76	**700 238 064**	0.03	25
63	94	**700 238 065**	0.04	25
75	104	**700 238 046**	0.05	30
90	118	**700 238 047**	0.06	30
110	138	**700 238 068**	0.08	35
125	152	**700 238 049**	0.10	35
140	173	**700 238 070**	0.13	35
160	195	**700 238 071**	0.14	35
200	238	**700 238 053**	0.26	40
225	267	**700 238 054**	0.26	40

Leak Detection

Manual Leak Detection Solution

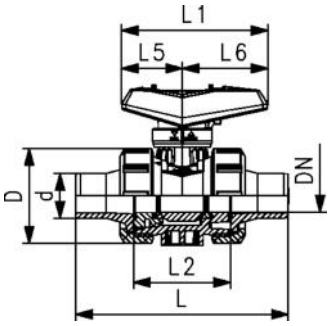

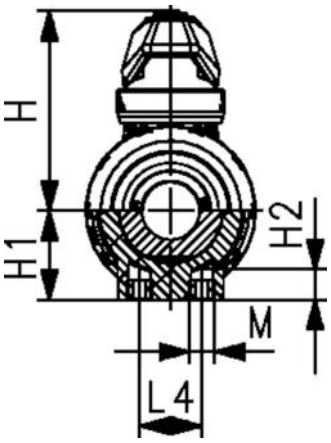

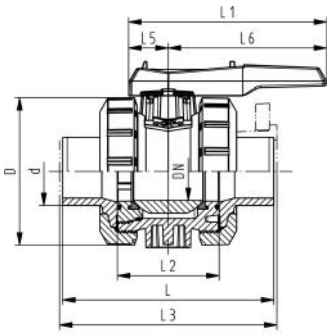

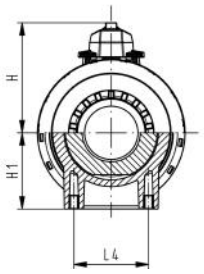

Ball valve type 546 Pro PVC-U
With solvent cement spigots metric

Model:

- Lockable lever as standard (DN10-DN50)
- For easy installation and removal
- Ball seat PTFE
- Integrated stainless steel mounting inserts
- Z-dimension, valve end and union nut **are compatible** with type 546 (1st Generation)

Option:

- Interface-module with position feedback sensor, incl. LED feedback (DN10-50)
- Manual spring return lever ("Dead man") (DN10-25)
- Pneumatic or electric actuators from GF
- Individual configuration of the valve possible
- Multifunctional module with integrated limit switches (DN65-100)

d (mm)	DN (mm)	PN (bar)	kv-value (Δp=1 bar) (l/min)	EPDM Code	SP	Weight (kg)
20	15	16	185	**161 546 722**	1	0.157

d (mm)	D (mm)	H (mm)	H1 (mm)	H2 (mm)	L (mm)	L1 (mm)	L2 (mm)	L4 (mm)	L5 (mm)	L6 (mm)	M	z (mm)
20	50	61	27	12	124	82	56	25	35	47	M6	96

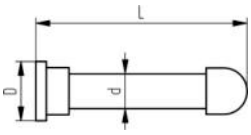

CONTAIN-IT Plus Monitoring pipe d20mm

Model:

- PVC-U Transparent monitoring pipe for visual inspection

d (mm)	Code	Weight (kg)	L (mm)	D (mm)
20	**700 244 652**	0.033	110	38

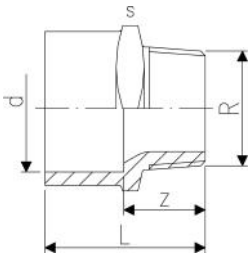

Adaptor bush equal PVC-U metric R

Model:

- With solvent cement socket metric and taper male thread R
- Install with low mechanical stress and avoid large cyclic temperature changes
- Do not use thread sealing pastes that are harmful to PVC-U

d (mm)	Thread Type	Size (inch)	PN (bar)	Code	SP	Weight (kg)	z (mm)	L (mm)	s (mm)
20	R	½	16	**721 910 706**	10	0.018	24	40	32

Automated Leak Detection Solution

CONTAIN-IT Plus Leak Detection Sensor

The compact sensor unit is supplied pre-calibrated and pre-fabricated and is designed for easy installation in the monitoring room of double containment systems.

- **Output:** 3-Wire PNP (Normally Closed)
- **Operation voltage:** 10...35V DC
- **Operation current:** 0...200 mA
- **Operation temperature*:** 0°C up to 60°C (Sensor: -25°C up to 60°C)
- **Applications:** Permittivity of medium εr > 4,0
- **LED-Indication:** Green/Yellow
- **International protection class:** IP 68
- **Housing material:** PA
- **Robustness Condensate:** Integrated drop guide
- **Material PVC-U:** Union (EPDM), Ball valve 546 Pro (EPDM), transparent pipe
- **Connection monitoring room:** R ½'' (End-Fitting CONTAIN-IT Plus)
- **Connection flushing:** Rp ½"
- ***Optional connection monitoring room and flushing:** Only Transition Adapter NPT ½'' (US-Systems)

	Description	Code	Connection	Cable length (m)	L (mm)
	Leak Detection Sensor	**700 244 690**	R ½"	5	246
*	US Transition Adapter	**700 244 691**	NPT ½"		

Additional access into monitoring room

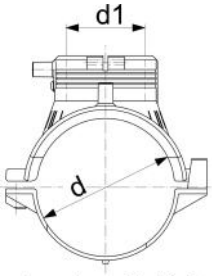

L = length / Länge

ELGEF Plus Electrofusion saddle PE100
d63-400mm / SDR11

- 10 bar Gas / 16 bar Water
- Complete with lower part
- 4 mm pin connectors
- Limited path fusion indicators
- In combination with parts of the modular System, the SDR compatibility is defined by the tapping-tees, tapping-valves and spigots with cutter.

* Topload: delivery without lower part for assembling as Top Load with tool no. 799.350.477

	d (mm)	SDR	PN (bar)	DN (mm)	d1 (mm)	Code	Weight (kg)	L (mm)	SDR pipe
	63	11	16	50	63	**193 137 037**	0.325	164	9 - 11
	75	11	16	65	63	**193 137 047**	0.455	164	9 - 11
	90	11	16	80	63	**193 137 057**	0.415	164	9 - 11
	110	11	16	100	63	**193 137 067**	0.458	164	9 - 17.6
	125	11	16	100	63	**193 137 077**	0.502	164	9 - 17.6
	140	11	16	125	63	**193 137 087**	0.523	164	9 - 17.6
	160	11	16	150	63	**193 137 097**	0.493	164	9 - 17.6
	180	11	16	150	63	**193 137 107**	0.600	164	9 - 26
	200	11	16	200	63	**193 137 117**	0.634	164	9 - 26
	225	11	16	200	63	**193 137 127**	0.618	164	9 - 26
	250	11	16	250	63	**193 131 137**	0.627	165	9 - 26
*	280	11	16	250	63	**193 131 147**	0.359	165	9 - 26
*	315 - 355	11	16	300 - 350	63	**193 131 157**	0.373	165	9 - 33

Adapter for branch saddle

d (mm)	Rp (inch)	Code	Weight (kg)	L (mm)
63	½	**193 281 617**	0.130	68

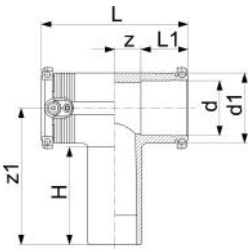

ELGEF Plus Tee 90° PE100
d20-63mm / SDR11 / with integral pipe fixation

- 10 bar Gas / 16 bar Water
- 4 mm pin connectors
- Limited path fusion indicators

d (mm)	DN (mm)	PN (bar)	SDR	Code	Weight (kg)	d1 (mm)	L (mm)	L1 (mm)	z (mm)	z1 (mm)	H (mm)	SDR pipe
50	40	16	11	**753 211 610**	0.252	66	135	42	24	126	90	9-11

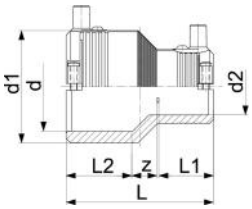

ELGEF Plus Reducer PE100
d20-63mm / SDR11 /with integral pipe fixation

- 10 bar Gas / 16 bar Water
- 4 mm pin connectors
- Limited path fusion indicators

d (mm)	d2 (mm)	DN (mm)	PN (bar)	SDR	Code	Weight (kg)	d1 (mm)	L (mm)	L1 (mm)	L2 (mm)	z (mm)	SDR pipe
63	50	50	16	11	**753 901 658**	0.176	81	105	43	48	15	9-11

PVC-U/PE100 - Cementing (Tangit/Dytex)

Fittings

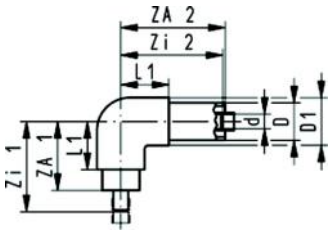

CONTAIN-IT Plus Elbow 90° PVC-U/PE100
Connections for cementing

d (mm)	D (mm)	PN (bar)	PN (Outer Pipe) (bar)	SDR	Tangit Code	Weight (kg)	Dytex Code	Weight (kg)
20	50	16	16	13.6	**721 104 106**	0.453	**721 104 156**	0.455
25	50	16	16	13.6	**721 104 107**	0.498	**721 104 157**	0.499
32	63	16	16	13.6	**721 104 108**	0.801	**721 104 158**	0.805
40	75	16	16	13.6	**721 104 109**	1.262	**721 104 159**	1.403
50	90	16	10	13.6	**721 104 110**	1.928	**721 104 160**	1.924
63	110	16	10	13.6	**721 104 111**	3.176	**721 104 161**	3.210
75	125	16	10	13.6	**721 104 112**	4.450	**721 104 162**	4.718
90	140	16	10	13.6	**721 104 113**	8.234	**721 104 163**	8.358
110	160	16	10	13.6	**721 104 114**	9.251	**721 104 164**	9.204
125	180	16	10	13.6	**721 104 115**	9.800		
140	200	16	10	13.6	**721 104 116**	15.600		
160	225	16	10	13.6	**721 104 117**	19.700		
200	280	10	10	21	**721 104 119**	24.200		
225	315	10	10	21	**721 104 120**	30.600		

d (mm)	D1 (mm)	ZA 1 (mm)	ZA 2 (mm)	L1 (mm)	Zi 1 (mm)	Zi 2 (mm)
20	66	105	175	35	139	174.0
25	66	105	175	41	142	171.0
32	81	120	190	47	160	183.0
40	97	145	225	55	189	214.0
50	118	170	260	65	219	244.0
63	139	210	310	79	266	287.0
75	161	225	330	92	288	301.0
90	196	265	375	107	336	339.0
110	196	275	390	128	357	344.0
125	234	295	415	145	386	361.0
140	251	300	420	159	398	359.0
160	281	350	475	180	459	404.0
200	316	410	550	221	540	459.0
225	316	400	550	248	545	446.5

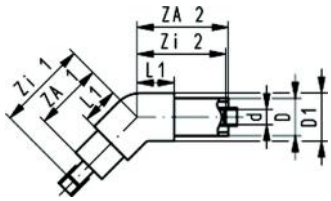

CONTAIN-IT Plus Elbow 45° PVC-U/PE100
Connections for cementing

d (mm)	D (mm)	PN (bar)	PN (Outer Pipe) (bar)	SDR	Tangit Code	Weight (kg)	Dytex Code	Weight (kg)
20	50	16	16	13.6	**721 154 106**	0.436	**721 154 156**	0.437
25	50	16	16	13.6	**721 154 107**	0.457	**721 154 157**	0.476
32	63	16	16	13.6	**721 154 108**	0.763	**721 154 158**	0.765
40	75	16	16	13.6	**721 154 109**	1.386	**721 154 159**	1.397
50	90	16	10	13.6	**721 154 110**	1.807	**721 154 160**	1.801
63	110	16	10	13.6	**721 154 111**	3.099	**721 154 161**	3.115
75	125	16	10	13.6	**721 154 112**	4.148	**721 154 162**	4.334
90	140	16	10	13.6	**721 154 113**	8.267	**721 154 163**	8.125
110	160	16	10	13.6	**721 154 114**	9.244	**721 154 164**	9.415
125	180	16	10	13.6	**721 154 115**	9.800		

table continued on the next page

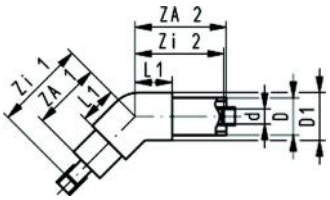

d (mm)	D (mm)	PN (bar)	PN (Outer Pipe) (bar)	SDR	Tangit Code	Weight (kg)	Dytex Code	Weight (kg)
140	200	16	10	13.6	**721 154 116**	13.500		
160	225	16	10	13.6	**721 154 117**	19.500		
200	280	10	10	21	**721 154 119**	24.500		
225	315	10	10	21	**721 154 120**	30.600		

d (mm)	D1 (mm)	ZA 1 (mm)	ZA 2 (mm)	L1 (mm)	Zi 1 (mm)	Zi 2 (mm)
20	66	105	175	35	139	174.0
25	66	105	175	41	142	171.0
32	81	120	190	47	160	183.0
40	97	145	225	55	189	214.0
50	118	170	260	65	219	244.0
63	139	210	310	79	266	287.0
75	161	225	330	92	288	301.0
90	196	265	375	107	336	339.0
110	196	275	390	128	357	344.0
125	234	295	415	145	386	361.0
140	251	300	420	159	398	359.0
160	281	350	475	180	459	404.0
200	316	410	550	221	540	459.0
225	316	400	550	248	545	446.5

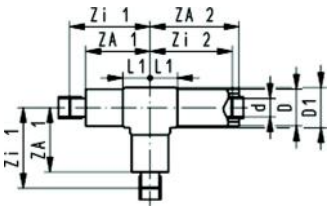

CONTAIN-IT Plus T90° equal PVC-U/PE100
Connections for cementing

- T 45° on request

d (mm)	D (mm)	PN (bar)	PN (Outer Pipe) (bar)	SDR	Tangit Code	Weight (kg)	Dytex Code	Weight (kg)
20	50	16	16	13.6	**721 204 106**	0.557	**721 204 156**	0.557
25	50	16	16	13.6	**721 204 107**	0.621	**721 204 157**	0.621
32	63	16	16	13.6	**721 204 108**	1.088	**721 204 158**	1.088
40	75	16	16	13.6	**721 204 109**	1.884	**721 204 159**	1.884
50	90	16	10	13.6	**721 204 110**	2.516	**721 204 160**	2.516
63	110	16	10	13.6	**721 204 111**	4.357	**721 204 161**	4.357
75	125	16	10	13.6	**721 204 112**	6.094	**721 204 162**	6.094
90	140	16	10	13.6	**721 204 113**	13.365	**721 204 163**	13.365
110	160	16	10	13.6	**721 204 114**	14.040	**721 204 164**	14.040
125	180	16	10	13.6	**721 204 115**	16.400		
140	200	16	10	13.6	**721 204 116**	21.800		
160	225	16	10	13.6	**721 204 117**	32.200		
200	280	10	10	21	**721 204 119**	37.500		
225	315	10	10	21	**721 204 120**	45.500		

D1 (mm)	ZA 1 (mm)	ZA 2 (mm)	L1 (mm)	Zi 1 (mm)	Zi 2 (mm)
66	105	175	35	139	174.0
66	105	175	41	142	171.0
81	120	190	47	160	183.0
97	145	225	55	189	214.0
118	170	260	65	219	244.0
139	210	310	79	266	287.0
161	225	330	92	288	301.0
196	265	375	107	336	339.0
196	275	390	128	357	344.0
234	295	415	145	386	361.0

table continued on the next page

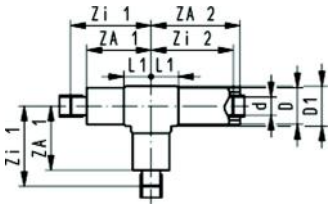

D1 (mm)	ZA 1 (mm)	ZA 2 (mm)	L1 (mm)	Zi 1 (mm)	Zi 2 (mm)
251	300	420	159	398	359.0
281	350	475	180	459	404.0
316	410	550	221	540	459.0
316	400	550	248	545	446.5

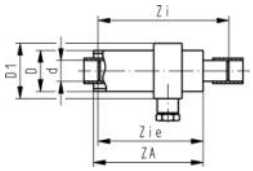

CONTAIN-IT Plus Termination fitting PVC-U/PE100
Connections for cementing

- Sealing in body EPDM

d (mm)	D (mm)	PN (bar)	PN (Outer Pipe) (bar)	SDR	Tangit Code	Weight (kg)	Dytex Code	Weight (kg)
20	50	16	16	13.6	**721 964 106**	0.286	**721 964 156**	0.284
25	50	16	16	13.6	**721 964 107**	0.295	**721 964 157**	0.294
32	63	16	16	13.6	**721 964 108**	0.405	**721 964 158**	0.429
40	75	16	16	13.6	**721 964 109**	0.633	**721 964 159**	0.644
50	90	16	10	13.6	**721 964 110**	0.994	**721 964 160**	0.993
63	110	16	10	13.6	**721 964 111**	1.554	**721 964 161**	1.553
75	125	16	10	13.6	**721 964 112**	2.105	**721 964 162**	2.105
90	140	16	10	13.6	**721 964 113**	2.921	**721 964 163**	2.929
110	160	16	10	13.6	**721 964 114**	3.994	**721 964 164**	4.006
125	180	16	10	13.6	**721 964 115**	5.444		
140	200	16	10	13.6	**721 964 116**	4.704		
160	225	16	10	13.6	**721 964 117**	6.225		
200	280	10	10	21.0	**721 964 119**	12.860		
225	315	10	10	21.0	**721 964 120**	11.320		

d (mm)	D1 (mm)	Za (mm)	Zi (mm)	Zie (mm)
20	66	175	208.0	174.0
25	66	175	208.0	171.0
32	81	185	218.0	178.0
40	97	205	238.0	194.0
50	118	250	283.0	234.0
63	139	270	303.0	247.0
75	161	290	324.0	261.0
90	196	310	345.0	274.0
110	196	330	366.0	284.0
125	234	345	382.0	291.0
140	251	360	397.0	299.0
160	281	390	428.0	319.0
200	316	375	414.0	284.0
225	316	430	471.5	326.5

Valves

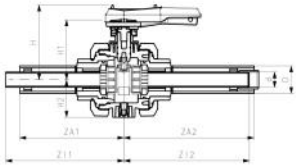

CONTAIN-IT Plus Ball valve type 546 Pro PVC-U/PE100
Connections for cementing with Tangit

Model:

- For easy installation and removal
- Manual operated
- Pneumatic or electric actuator available separately
- Protective housing PVC-U PN6 / sealing according to inner pipe
- Manual override with ratchet setting

d (mm)	D (mm)	PN (bar)	PN (Outer Pipe) (bar)	SDR	EPDM Code	Weight (kg)	FKM Code	Weight (kg)
20	50	16	6	13.6	**721 239 106**	4.873	**721 239 126**	4.500
25	50	16	6	13.6	**721 239 107**	7.000	**721 239 127**	7.000
32	63	16	6	13.6	**721 239 108**	7.135	**721 239 128**	7.300
40	75	16	6	13.6	**721 239 109**	9.800	**721 239 129**	9.800
50	90	16	6	13.6	**721 239 110**	13.407	**721 239 130**	11.800
63	110	16	6	13.6	**721 239 111**	12.460	**721 239 131**	13.200

d (mm)	D1 (mm)	ZA 1 (mm)	ZA 2 (mm)	Zi 1 (mm)	Zi 2 (mm)	H (mm)	H1 (mm)	H2 (mm)
20	66	255	330	289	329	222	182	85
25	66	255	330	292	326	222	182	85
32	81	275	355	315	348	234	194	105
40	97	325	410	369	399	244	210	123
50	118	340	425	389	409	244	210	123
63	139	350	480	406	457	244	210	123

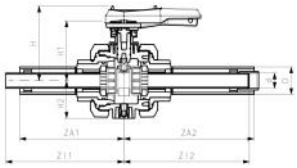

CONTAIN-IT Plus Ball valve type 546 Pro PVC-U/PE100
Connections for cementing with Dytex

Model:

- Manual operated
- Manual override with ratchet setting
- Pneumatic or electric actuator available separately
- For easy installation and removal
- Protective housing PVC-U PN6 / sealing according to inner pipe

d (mm)	D (mm)	PN (bar)	PN (Outer Pipe) (bar)	SDR	EPDM Code	Weight (kg)	FKM Code	Weight (kg)
20	50	16	6	13.6	**721 239 156**	4.500	**721 239 176**	4.500
25	50	16	6	13.6	**721 239 157**	7.000	**721 239 177**	7.000
32	63	16	6	13.6	**721 239 158**	7.300	**721 239 178**	7.300
40	75	16	6	13.6	**721 239 159**	9.800	**721 239 179**	9.800
50	90	16	6	13.6	**721 239 160**	11.800	**721 239 180**	11.800
63	110	16	6	13.6	**721 239 161**	13.200	**721 239 181**	13.200

d (mm)	D1 (mm)	ZA 1 (mm)	ZA 2 (mm)	Zi 1 (mm)	Zi 2 (mm)	H (mm)	H1 (mm)	H2 (mm)
20	66	255	330	289	329	222	182	85
25	66	255	330	292	326	222	182	85
32	81	275	355	315	348	234	194	105
40	97	325	410	369	399	244	210	123
50	118	340	425	389	409	244	210	123
63	139	350	480	406	457	244	210	123

Mechanical Connections

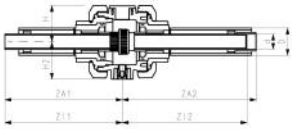

CONTAIN-IT Plus Mechanical connection PVC-U/PE100
Connections for solvent cementin with Tangit

Model:

- With union PVC-U
- For easy installation and removal
- Protective housing PVC-U PN6 / sealing according to inner pipe

d (mm)	D (mm)	PN (bar)	PN (Outer Pipe) (bar)	SDR	EPDM Code	Weight (kg)	FKM Code	Weight (kg)
20	50	16	6	13.6	**721 240 106**	4.200	**721 240 126**	4.200
25	50	16	6	13.6	**721 240 107**	6.500	**721 240 127**	6.500
32	63	16	6	13.6	**721 240 108**	6.600	**721 240 128**	6.600
40	75	16	6	13.6	**721 240 109**	9.300	**721 240 129**	9.300
50	90	16	6	13.6	**721 240 110**	10.300	**721 240 130**	10.300
63	110	16	6	13.6	**721 240 111**	10.100	**721 240 131**	10.100

d (mm)	D1 (mm)	ZA 1 (mm)	ZA 2 (mm)	L1 (mm)	Zi 1 (mm)	Zi 2 (mm)
20	66	255	330	35	289	329
25	66	255	330	41	292	326
32	81	275	355	47	315	348
40	97	325	410	55	369	399
50	118	340	425	65	389	409
63	139	350	480	79	406	457

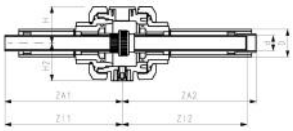

CONTAIN-IT Plus Mechanical connection PVC-U/PE100
Connections for solvent cementin with Dytex

Model:

- Protective housing PVC-U PN6 / sealing according to inner pipe
- For easy installation and removal
- With union PVC-U

d (mm)	D (mm)	PN (bar)	PN (Outer Pipe) (bar)	SDR	EPDM Code	Weight (kg)	FKM Code	Weight (kg)
20	50	16	6	13.6	**721 240 156**	4.200	**721 240 176**	4.200
25	50	16	6	13.6	**721 240 157**	6.500	**721 240 177**	6.500
32	63	16	6	13.6	**721 240 158**	6.600	**721 240 178**	6.600
40	75	16	6	13.6	**721 240 159**	9.300	**721 240 179**	9.300
50	90	16	6	13.6	**721 240 160**	10.300	**721 240 180**	10.300
63	110	16	6	13.6	**721 240 161**	10.100	**721 240 181**	10.719

d (mm)	D1 (mm)	ZA 1 (mm)	ZA 2 (mm)	L1 (mm)	Zi 1 (mm)	Zi 2 (mm)
20	66	255	330	35	289	329
25	66	255	330	41	292	326
32	81	275	355	47	315	348
40	97	325	410	55	369	399
50	118	340	425	65	389	409
63	139	350	480	79	406	457

Inner pipes, sockets and reducer

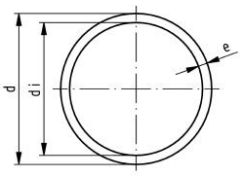

Pipe PVC-U grey
Series S6.3, SDR 13.6 nominal pressure PN16

Model:

- Material: PVC-U, Polyvinylchloride unplasticised DIN 8061
- Colour: RAL 7011 - dark-grey
- Dimension: DIN EN ISO 15493, DIN 8062
- Pipe length: 5m, with plain ends

d (mm)	PN (bar)	SDR	Code	Weight (kg/m)	e (mm)	di (mm)
20	16	13.6	**161 017 106**	0.139	1.5	17.0
25	16	13.6	**161 017 107**	0.215	1.9	21.2
32	16	13.6	**161 017 108**	0.347	2.4	27.2
40	16	13.6	**161 017 109**	0.533	3.0	34.0
50	16	13.6	**161 017 110**	0.821	3.7	42.6
63	16	13.6	**161 017 111**	1.310	4.7	53.6
75	16	13.6	**161 017 112**	1.850	5.6	63.8
90	16	13.6	**161 017 113**	2.640	6.7	76.6
110	16	13.6	**161 017 114**	3.910	8.1	93.8
125	16	13.6	**161 017 115**	5.040	9.2	106.6
140	16	13.6	**161 017 116**	6.030	10.3	119.4
160	16	13.6	**161 017 117**	8.230	11.8	136.4

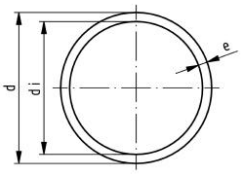

Pipe PVC-U grey
Series S10 SDR 21 nominal pressure PN10

Model:

- Material: PVC-U, Polyvinylchloride unplasticised DIN 8061
- Colour: RAL 7011 - dark-grey
- Dimension: DIN EN ISO 15493, DIN 8062
- Pipe length: 5m, with plain ends
- Minimum order quantity: 1 length

Inflation surcharges for pipes are possible, they follow the current purchase of materials price.

d (mm)	PN (bar)	SDR	Code	Weight (kg)	e (mm)	di (mm)
200	10	21	**161 017 094**	8.510	10	181
225	10	21	**161 017 095**	10.800	11	203

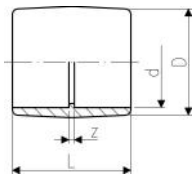

Socket equal PVC-U metric

d (mm)	PN (bar)	SDR	d (inch)	Code	Weight (kg)	z (mm)	D (mm)	L (mm)
20	16	11		**721 910 106**	0.011	3	26	35
25	16	11		**721 910 107**	0.015	3	32	41
32	16	11		**721 910 108**	0.026	3	39	47
40	16	11		**721 910 109**	0.045	3	48	55
50	16	11		**721 910 110**	0.064	3	58	65
63	16	11		**721 910 111**	0.118	3	73	79
75	16	11	2 ½	**721 910 112**	0.188	4	87	92
90	16	11		**721 910 113**	0.328	5	105	107
110	16	11		**721 910 114**	0.554	6	128	128
125	16	11		**721 910 115**	0.825	7	142	145

table continued on the next page

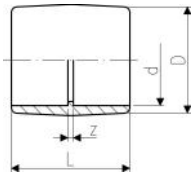

d (mm)	PN (bar)	SDR	d (inch)	Code	Weight (kg)	z (mm)	D (mm)	L (mm)
140	16	11	5	**721 910 116**	1.118	7	162	159
160	16	11		**721 910 117**	1.540	8	183	180
200	10	11		**721 910 119**	2.559	9	221	221
225	10	11		**721 910 120**	3.519	10	253	248





*

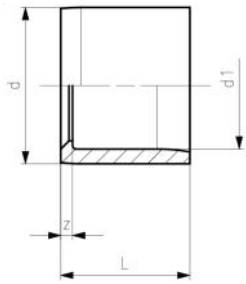

Reducing bush short PVC-U metric

Model:

- With solvent cement spigot and socket metric

	d (mm)	d1 (mm)	Size (inch)	PN (bar)	Code	z (mm)	L (mm)
*	16	12		16	**721 900 331**	2	14
*	25	20		16	**721 900 337**	3	19
*	32	25		16	**721 900 341**	3	22
	40	20		16	**721 900 348**	10	26
*	40	32		16	**721 900 346**	4	26
	50	20		16	**721 900 355**	15	31
	50	25		16	**721 900 354**	12	31
*	50	40		16	**721 900 352**	5	31
	63	32		16	**721 900 360**	16	38
*	63	50		16	**721 900 358**	7	38
*	75	63	2 ½	16	**721 900 364**	6	44
	90	50		16	**721 900 372**	20	51
*	90	75		16	**721 900 370**	7	51
	110	63		16	**721 900 378**	23	61
*	110	90		16	**721 900 376**	10	61
*	125	110		16	**721 900 380**	8	69
	140	90	5	16	**721 900 386**	25	76
*	140	125	5	16	**721 900 384**	7	76
	160	110		16	**721 900 390**	25	86
*	160	140		16	**721 900 388**	10	86
	200	110		10	**721 900 393**	45	108
	200	160		10	**721 900 392**	20	108
	225	140		10	**721 900 398**	41	120
*	225	200		10	**721 900 181**	13	119

PVC-C/PE100 - Cementing (Tangit/Dytex)

Fittings

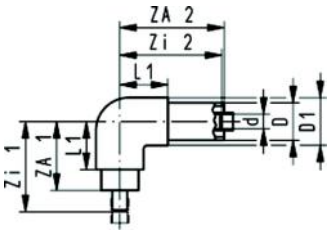

CONTAIN-IT Plus Elbow 90° PVC-C/PE100
Connections for cementing

d (mm)	D (mm)	PN (bar)	PN (Outer Pipe) (bar)	SDR	Tangit Code	Weight (kg)	Dytex Code	Weight (kg)
20	50	16	16	9	**723 104 106**	0.479	**723 104 156**	0.490
25	50	16	16	9	**723 104 107**	0.545	**723 104 157**	0.545
32	63	16	16	13.6	**723 104 108**	0.819	**723 104 158**	0.787
40	75	16	16	13.6	**723 104 109**	1.414	**723 104 159**	1.414
50	90	16	10	13.6	**723 104 110**	1.882	**723 104 160**	1.882
63	110	16	10	13.6	**723 104 111**	3.307	**723 104 161**	3.307
75	125	16	10	13.6	**723 104 112**	4.740	**723 104 162**	4.740
90	140	16	10	13.6	**723 104 113**	7.486	**723 104 163**	7.486
110	160	16	10	13.6	**723 104 114**	10.358	**723 104 164**	10.358

d (mm)	D1 (mm)	ZA 1 (mm)	ZA 2 (mm)	L1 (mm)	Zi 1 (mm)	Zi 2 (mm)
20	66	105	175	35	139	174.0
25	66	105	175	41	142	171.0
32	81	120	190	47	160	183.0
40	97	145	225	55	189	214.0
50	118	170	260	65	219	244.0
63	139	210	310	79	266	287.0
75	161	225	330	92	288	301.0
90	196	265	375	107	336	339.0
110	196	275	390	133	357	341.5

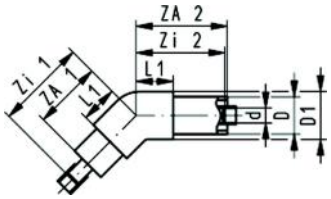

CONTAIN-IT Plus Elbow 45° PVC-C/PE100
Connections for cementing

d (mm)	D (mm)	PN (bar)	PN (Outer Pipe) (bar)	SDR	Tangit Code	Weight (kg)	Dytex Code	Weight (kg)
20	50	16	16	9	**723 154 106**	0.466	**723 154 156**	0.411
25	50	16	16	9	**723 154 107**	0.492	**723 154 157**	0.492
32	63	16	16	13.6	**723 154 108**	0.814	**723 154 158**	0.814
40	75	16	16	13.6	**723 154 109**	1.390	**723 154 159**	1.416
50	90	16	10	13.6	**723 154 110**	1.821	**723 154 160**	1.821
63	110	16	10	13.6	**723 154 111**	3.193	**723 154 161**	3.193
75	125	16	10	13.6	**723 154 112**	4.605	**723 154 162**	4.605
90	140	16	10	13.6	**723 154 113**	7.501	**723 154 163**	7.501
110	160	16	10	13.6	**723 154 114**	10.262	**723 154 164**	9.415

d (mm)	D1 (mm)	ZA 1 (mm)	ZA 2 (mm)	L1 (mm)	Zi 1 (mm)	Zi 2 (mm)
20	66	105	175	35	139	174.0
25	66	105	175	41	142	171.0
32	81	120	190	47	160	183.0
40	97	145	225	55	189	214.0
50	118	170	260	65	219	244.0

table continued on the next page

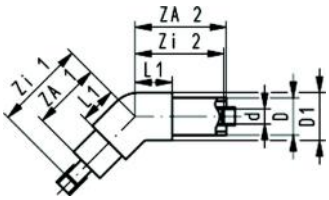

d (mm)	D1 (mm)	ZA 1 (mm)	ZA 2 (mm)	L1 (mm)	Zi 1 (mm)	Zi 2 (mm)
63	139	210	310	79	266	287.0
75	161	225	330	92	288	301.0
90	196	265	375	107	336	339.0
110	196	275	390	133	357	341.5

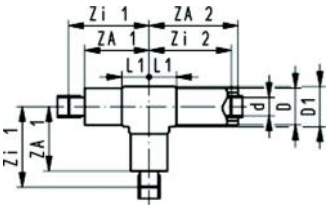

CONTAIN-IT Plus T90° equal PVC-C/PE100
Connections for cementing

- T 45° on request

d (mm)	D (mm)	PN (bar)	PN (Outer Pipe) (bar)	SDR	Tangit Code	Weight (kg)	Dytex Code	Weight (kg)
25	50	16	16	9	**723 204 107**	0.673	**723 204 157**	0.673
20	50	16	16	9	**723 204 106**	0.599	**723 204 156**	0.599
32	63	16	16	13.6	**723 204 108**	1.108	**723 204 158**	1.108
40	75	16	16	13.6	**723 204 109**	1.916	**723 204 159**	1.916
50	90	16	10	13.6	**723 204 110**	2.611	**723 204 160**	2.611
63	110	16	10	13.6	**723 204 111**	4.514	**723 204 161**	4.514
75	125	16	10	13.6	**723 204 112**	6.523	**723 204 162**	6.523
90	140	16	10	13.6	**723 204 113**	13.901	**723 204 163**	13.901
110	160	16	10	13.6	**723 204 114**	15.527	**723 204 164**	15.527

d (mm)	D1 (mm)	ZA 1 (mm)	ZA 2 (mm)	L1 (mm)	Zi 1 (mm)	Zi 2 (mm)
25	66	105	175	41	142	171.0
20	66	105	175	35	139	174.0
32	81	120	190	47	160	183.0
40	97	145	225	55	189	214.0
50	118	170	260	65	219	244.0
63	139	210	310	79	266	287.0
75	161	225	330	92	288	301.0
90	196	265	375	107	336	339.0
110	196	275	390	133	357	341.5

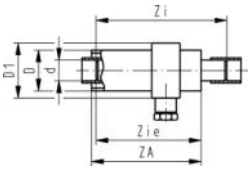

CONTAIN-IT Plus Termination fitting PVC-C/PE100
Connections for cementing

- Sealing in body EPDM

d (mm)	D (mm)	PN (bar)	PN (Outer Pipe) (bar)	SDR	Tangit Code	Weight (kg)	Dytex Code	Weight (kg)
20	50	16	16	9.0	**723 964 106**	0.304	**723 964 156**	0.288
25	50	16	16	9.0	**723 964 107**	0.313	**723 964 157**	0.313
32	63	16	16	13.6	**723 964 108**	0.455	**723 964 158**	0.441
40	75	16	16	13.6	**723 964 109**	0.626	**723 964 159**	0.654
50	90	16	10	13.6	**723 964 110**	1.080	**723 964 160**	1.080
63	110	16	10	13.6	**723 964 111**	1.651	**723 964 161**	1.651
75	125	16	10	13.6	**723 964 112**	2.227	**723 964 162**	2.227
90	140	16	10	13.6	**723 964 113**	2.983	**723 964 163**	3.020
110	160	16	10	13.6	**723 964 114**	4.355	**723 964 164**	4.355

table continued on the next page

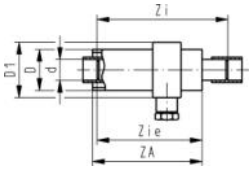

d (mm)	D1 (mm)	Za (mm)	Zi (mm)	Zie (mm)
20	66	175	208	174.0
25	66	175	208	171.0
32	81	185	218	178.0
40	97	205	238	194.0
50	118	250	283	234.0
63	139	270	303	247.0
75	161	290	324	261.0
90	196	310	345	274.0
110	196	330	366	281.5

Valves

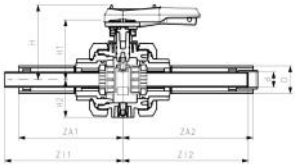

CONTAIN-IT Plus Ball valve type 546 Pro PVC-C/PE100
Connections for cementing with Tangit

Model:

- Pneumatic or electric actuator available separately
- Protective housing PVC-U PN6 / sealing according to inner pipe
- For easy installation and removal
- Manual operated
- Manual override with ratchet setting

d (mm)	D (mm)	PN (bar)	PN (Outer Pipe) (bar)	SDR	EPDM Code	Weight (kg)	FKM Code	Weight (kg)
20	50	16	6	9.0	**723 239 106**	4.500	**723 239 126**	4.500
25	50	16	6	9.0	**723 239 107**	7.000	**723 239 127**	7.000
32	63	16	6	13.6	**723 239 108**	7.300	**723 239 128**	7.300
40	75	16	6	13.6	**723 239 109**	9.800	**723 239 129**	9.800
50	90	16	6	13.6	**723 239 110**	11.800	**723 239 130**	11.800
63	110	16	6	13.6	**723 239 111**	13.200	**723 239 131**	13.200

d (mm)	D1 (mm)	ZA 1 (mm)	ZA 2 (mm)	Zi 1 (mm)	Zi 2 (mm)	H (mm)	H1 (mm)	H2 (mm)
20	66	255	330	289	329	222	182	85
25	66	255	330	292	326	222	182	85
32	81	275	355	315	348	234	194	105
40	97	325	410	369	399	244	210	123
50	118	340	425	389	409	244	210	123
63	139	350	480	406	457	244	210	123

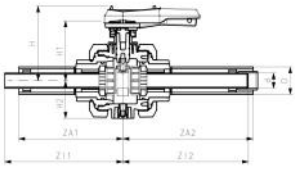

CONTAIN-IT Plus Ball valve type 546 Pro PVC-C/PE100
Connections for cementing with Dytex

Model:

- Protective housing PVC-U PN6 / sealing according to inner pipe
- For easy installation and removal
- Manual operated
- Manual override with ratchet setting
- Pneumatic or electric actuator available separately

d (mm)	D (mm)	PN (bar)	PN (Outer Pipe) (bar)	SDR	EPDM Code	Weight (kg)	FKM Code	Weight (kg)
20	50	16	6	9.0	**723 239 156**	4.500	**723 239 176**	4.500
25	50	16	6	9.0	**723 239 157**	7.000	**723 239 177**	7.000
32	63	16	6	13.6	**723 239 158**	7.300	**723 239 178**	7.300
40	75	16	6	13.6	**723 239 159**	9.800	**723 239 179**	9.800
50	90	16	6	13.6	**723 239 160**	11.800	**723 239 180**	11.800
63	110	16	6	13.6	**723 239 161**	13.200	**723 239 181**	13.200

d (mm)	D1 (mm)	ZA 1 (mm)	ZA 2 (mm)	Zi 1 (mm)	Zi 2 (mm)	H (mm)	H1 (mm)	H2 (mm)
20	66	255	330	289	329	222	182	85
25	66	255	330	292	326	222	182	85
32	81	275	355	315	348	234	194	105
40	97	325	410	369	399	244	210	123
50	118	340	425	389	409	244	210	123
63	139	350	480	406	457	244	210	123

Mechanical Connections

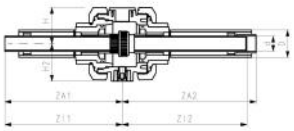

CONTAIN-IT Plus Mechanical connection PVC-C/PE100
Connections for cementing with Tangit

Model:

- Protective housing PVC-U PN6 / sealing according to inner pipe
- With union PVC-C
- For easy installation and removal

d (mm)	D (mm)	PN (bar)	PN (Outer Pipe) (bar)	SDR	EPDM Code	Weight (kg)	FKM Code	Weight (kg)
20	50	16	6	9	**723 240 106**	4.200	**723 240 126**	4.200
25	50	16	6	9	**723 240 107**	6.500	**723 240 127**	6.500
32	63	16	6	13.6	**723 240 108**	6.600	**723 240 128**	6.600
40	75	16	6	13.6	**723 240 109**	9.300	**723 240 129**	9.300
50	90	16	6	13.6	**723 240 110**	10.300	**723 240 130**	10.300
63	110	16	6	13.6	**723 240 111**	10.100	**723 240 131**	10.100

d (mm)	D1 (mm)	ZA 1 (mm)	ZA 2 (mm)	L1 (mm)	Zi 1 (mm)	Zi 2 (mm)
20	66	255	330	35	289	329
25	66	255	330	41	292	326
32	81	275	355	47	315	348
40	97	325	410	55	369	399
50	118	340	425	65	389	409
63	139	350	480	79	406	457

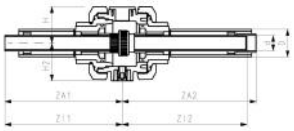

CONTAIN-IT Plus Mechanical connection PVC-C/PE100
Connections for cementing with Dytex

Model:

- For easy installation and removal
- With union PVC-C
- Protective housing PVC-U PN6 / sealing according to inner pipe

d (mm)	D (mm)	PN (bar)	PN (Outer Pipe) (bar)	SDR	EPDM Code	Weight (kg)	FKM Code	Weight (kg)
20	50	16	6	9	**723 240 156**	4.200	**723 240 176**	4.200
25	50	16	6	9	**723 240 157**	6.500	**723 240 177**	6.500
32	63	16	6	13.6	**723 240 158**	6.600	**723 240 178**	6.600
40	75	16	6	13.6	**723 240 159**	9.300	**723 240 179**	9.300
50	90	16	6	13.6	**723 240 160**	10.300	**723 240 180**	10.300
63	110	16	6	13.6	**723 240 161**	10.100	**723 240 181**	10.100

d (mm)	D1 (mm)	ZA 1 (mm)	ZA 2 (mm)	L1 (mm)	Zi 1 (mm)	Zi 2 (mm)
20	66	255	330	35	289	329
25	66	255	330	41	292	326
32	81	275	355	47	315	348
40	97	325	410	55	369	399
50	118	340	425	65	389	409
63	139	350	480	79	406	457

Inner pipes, sockets and reducer

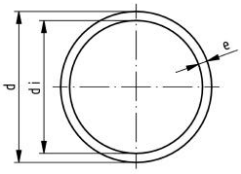

Pipe PVC-C grey
SDR9/PN25/S4

Model:

- Material: PVC-C, heat resistant
- Dimension: acc. to DIN 8079/80
- Colour: agate grey RAL 7038
- Pipe length: 5000mm, with plain ends
- **Note 1**: DVGW certification
- Attention: Pressure rates refer to operating temperatures at 20°C. Higher temperatures and aggressive flow media reduce pressure load (see above DIN and our technical documentation). Pressure load capacity has to be determined in consideration with safety demands of the respective applications and calculated in accordance.

Note	d (mm)	SDR	PN (bar)	Code	Weight (kg/m)	e (mm)
1	20	9	25	**163 017 131**	0.217	2.3
1	25	9	25	**163 017 132**	0.326	2.8

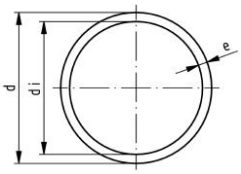

Pipe PVC-C grey
SDR13,6/PN16/S6,3

Model:

- Material: PVC-C, heat resistant
- Dimension: acc. to DIN 8079/80
- Colour: agate grey RAL 7038
- Pipe length: 5000mm, with plain ends
- Attention: Pressure rates refer to operating temperatures at 20°C. Higher temperatures and aggressive flow media reduce pressure load (see above DIN and our technical documentation). Pressure load capacity has to be determined in consideration with safety demands of the respective applications and calculated in accordance.

d (mm)	SDR	PN (bar)	Code	Weight (kg/m)	e (mm)
32	13.6	16	**163 017 133**	0.379	2.4
40	13.6	16	**163 017 134**	0.582	3.0
50	13.6	16	**163 017 135**	0.896	3.7
63	13.6	16	**163 017 136**	1.430	4.7
75	13.6	16	**163 017 137**	2.020	5.6
90	13.6	16	**163 017 138**	2.880	6.7
110	13.6	16	**163 017 139**	4.270	8.1

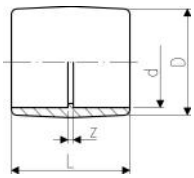

Socket equal PVC-C metric

d (mm)	PN (bar)	Code	Weight (kg)	z (mm)	D (mm)	L (mm)
20	16	**723 910 106**	0.010	3	26	35
25	16	**723 910 107**	0.017	3	31	41
32	16	**723 910 108**	0.029	3	39	47
40	16	**723 910 109**	0.049	3	49	55
50	16	**723 910 110**	0.085	3	61	65
63	16	**723 910 111**	0.155	3	76	79
75	16	**723 910 112**	0.204	4	87	92
90	16	**723 910 113**	0.338	5	110	107
110	16	**723 910 114**	0.769	5	131	132

*



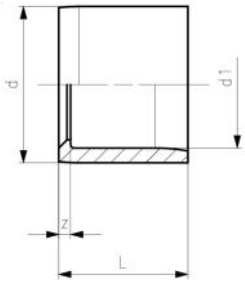

Reducing bush short pattern PVC-C metric

Model:

- With solvent cement spigot and socket metric

Remarks	d (mm)	Size (inch)	PN (bar)	Code	Weight (kg)	d1 (mm)	z (mm)	L (mm)
*	25		16	**723 900 337**	0.004	20	3	19
*	32		16	**723 900 341**	0.010	25	4	22
	40		16	**723 900 348**	0.023	20	10	26
*	40		16	**723 900 346**	0.017	32	4	26
	50		16	**723 900 355**	0.036	20	15	31
*	50		16	**723 900 352**	0.032	40	5	31
	63		16	**723 900 360**	0.086	32	16	38
*	63		16	**723 900 358**	0.061	50	6	38
*	75	2 ½	16	**723 900 364**	0.086	63	6	44
	90		16	**723 900 372**	0.196	50	20	51
*	90		16	**723 900 370**	0.146	75	8	51
*	110		16	**723 900 376**	0.283	90	10	61

PP-H/PE100 - Socket Fusion

Fittings

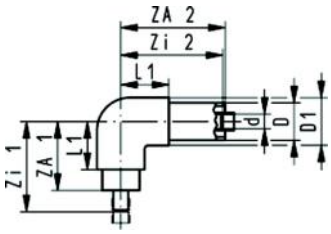

CONTAIN-IT Plus Elbow 90° PP-H/PE100
Connections for socket fusion

d (mm)	D (mm)	PN (bar)	PN (Outer Pipe) (bar)	SDR	Code	Weight (kg)	D1 (mm)	ZA 1 (mm)	ZA 2 (mm)	L1 (mm)	Zi 1 (mm)	Zi 2 (mm)
20	50	10	16	11	**727 104 106**	0.451	66	105	175	71	137.0	174
25	50	10	16	11	**727 104 107**	0.464	66	105	175	71	139.0	172
32	63	10	16	11	**727 104 108**	0.769	81	120	190	81	156.0	185
40	75	10	16	11	**727 104 109**	1.221	97	145	225	94	184.0	218
50	90	10	10	11	**727 104 110**	1.864	118	170	260	122	212.0	250
63	110	10	10	11	**727 104 111**	3.026	139	210	310	147	258.0	296
75	125	10	10	11	**727 104 112**	4.484	161	225	330	155	275.0	312
90	140	10	10	11	**727 104 113**	8.370	196	265	375	191	321.5	353
110	160	10	10	11	**727 104 114**	8.797	196	275	390	191	339.0	361

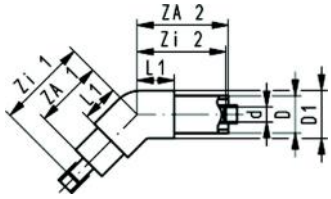

CONTAIN-IT Plus Elbow 45° PP-H/PE100
Connections for socket fusion

d (mm)	D (mm)	PN (bar)	PN (Outer Pipe) (bar)	SDR	Code	Weight (kg)	D1 (mm)	ZA 1 (mm)	ZA 2 (mm)	L1 (mm)	Zi 1 (mm)	Zi 2 (mm)
25	50	10	16	11	**727 154 107**	0.437	66	105	175	56	139.0	172
20	50	10	16	11	**727 154 106**	0.423	66	105	175	56	137.0	174
32	63	10	16	11	**727 154 108**	0.724	81	120	190	63	156.0	185
40	75	10	16	11	**727 154 109**	1.178	97	145	225	71	184.0	218
50	90	10	10	11	**727 154 110**	1.310	118	170	260	91	212.0	250
63	110	10	10	11	**727 154 111**	2.383	139	210	310	112	258.0	296
75	125	10	10	11	**727 154 112**	3.426	161	225	330	119	275.0	312
90	140	10	10	11	**727 154 113**	7.773	196	265	375	135	321.5	353
110	160	10	10	11	**727 154 114**	8.340	196	275	390	135	339.0	361

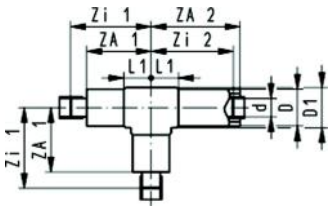

CONTAIN-IT Plus T90° equal PP-H/PE100
Connections for socket fusion

- T 45° on request

d (mm)	D (mm)	PN (bar)	PN (Outer Pipe) (bar)	SDR	Code	Weight (kg)	D1 (mm)	ZA 1 (mm)	ZA 2 (mm)	L1 (mm)	Zi 1 (mm)	Zi 2 (mm)
20	50	10	16	11	**727 204 106**	0.392	66	105	175	40	137.0	174
25	50	10	16	11	**727 204 107**	0.411	66	105	175	40	139.0	172
32	63	10	16	11	**727 204 108**	0.691	81	120	190	48	156.0	185
40	75	10	16	11	**727 204 109**	1.200	97	145	225	60	184.0	218
50	90	10	10	11	**727 204 110**	1.640	118	170	260	66	212.0	250
63	110	10	10	11	**727 204 111**	2.756	139	210	310	77	258.0	296
75	125	10	10	11	**727 204 112**	4.179	161	225	330	87	275.0	312
90	140	10	10	11	**727 204 113**	6.377	196	265	375	107	321.5	353
110	160	10	10	11	**727 204 114**	7.386	196	275	390	107	339.0	361

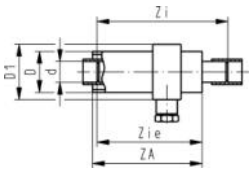

CONTAIN-IT Plus Termination fitting PP-H/PE100
Connections for socket fusion

- Sealing in body EPDM

d (mm)	D (mm)	PN (bar)	PN (Outer Pipe) (bar)	SDR	Code	Weight (kg)	D1 (mm)	Za (mm)	Zi (mm)	Zie (mm)
20	50	10	16	11	**727 964 106**	0.282	66	175	206.0	174
25	50	10	16	11	**727 964 107**	0.298	66	175	206.0	172
32	63	10	16	11	**727 964 108**	0.411	81	185	216.0	180
40	75	10	16	11	**727 964 109**	0.607	97	205	237.0	198
50	90	10	10	11	**727 964 110**	0.945	118	250	282.0	240
63	110	10	10	11	**727 964 111**	1.451	139	270	304.0	256
75	125	10	10	11	**727 964 112**	1.927	161	290	322.0	272
90	140	10	10	11	**727 964 113**	2.614	196	310	344.5	288
110	160	10	10	11	**727 964 114**	3.595	196	330	365.0	301

Valves

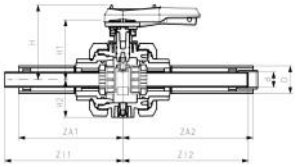

CONTAIN-IT Plus Ball valve type 546 Pro PP-H/PE100
Connections for socket fusion

Model:

- For easy installation and removal
- Manual operated
- Manual override with ratchet setting
- Pneumatic or electric actuator available separately
- Protective housing PVC-U PN6 / sealing according to inner pipe

d (mm)	D (mm)	PN (bar)	PN (Outer Pipe) (bar)	SDR	EPDM Code	Weight (kg)	FKM Code	Weight (kg)
20	50	10	6	11	**727 239 106**	4.500	**727 239 126**	4.500
25	50	10	6	11	**727 239 107**	4.800	**727 239 127**	7.000
32	63	10	6	11	**727 239 108**	6.968	**727 239 128**	7.300
40	75	10	6	11	**727 239 109**	9.800	**727 239 129**	9.800
50	90	10	6	11	**727 239 110**	11.800	**727 239 130**	11.800
63	110	10	6	11	**727 239 111**	13.200	**727 239 131**	13.200

d (mm)	D1 (mm)	ZA 1 (mm)	ZA 2 (mm)	Zi 1 (mm)	Zi 2 (mm)	H (mm)	H1 (mm)	H2 (mm)
20	66	255	330	287	329	222	182	85
25	66	255	330	289	327	222	182	85
32	81	275	355	311	350	234	194	105
40	97	325	410	364	403	244	210	123
50	118	340	425	382	415	244	210	123
63	139	350	480	398	466	244	210	123

Mechanical Connections

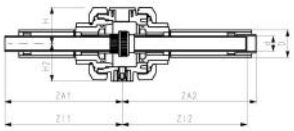

CONTAIN-IT Plus Mechanical connection PP-H/PE100
Connections for socket fusion

Model:

- Protective housing PVC-U PN6 / sealing according to inner pipe
- For easy installation and removal
- With union PP-H

d (mm)	D (mm)	PN (bar)	PN (Outer Pipe) (bar)	SDR	EPDM Code	Weight (kg)	FKM Code	Weight (kg)
20	50	10	6	11	**727 240 106**	3.924	**727 240 126**	3.924
25	50	10	6	11	**727 240 107**	3.896	**727 240 127**	3.896
32	63	10	6	11	**727 240 108**	6.160	**727 240 128**	6.160
40	75	10	6	11	**727 240 109**	9.880	**727 240 129**	9.880
50	90	10	6	11	**727 240 110**	11.506	**727 240 130**	11.506
63	110	10	6	11	**727 240 111**	9.811	**727 240 131**	9.811

d (mm)	D1 (mm)	ZA 1 (mm)	ZA 2 (mm)	Zi 1 (mm)	Zi 2 (mm)	H (mm)	H2 (mm)
20	66	255	330	287	329	92	85
25	66	255	330	289	327	92	85
32	81	275	355	311	350	104	105
40	97	325	410	364	403	119	123
50	118	340	425	382	415	119	123
63	139	350	480	398	466	119	123

Inner pipes, sockets, reducer, stiffener

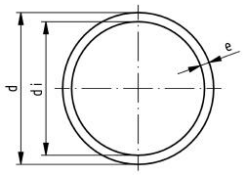

PROGEF Standard pipe SDR11/PN10/S5

Model:

- Material: PP-H - homopolymer
- Dimension: acc. to DIN 8077/78 and DIN EN 15494
- Colour: light grey RAL 7032
- Pipe length: 5000mm, with plain ends
- **Note 1**: acc. to EN 15494
- **Note 2**: DIBT Z-40.23-4 approval
- Attention: Pressure rates refer to operating temperatures at 20°C. Higher temperatures and aggressive flow media reduce pressure load (see above DIN and our technical documentation). Pressure load capacity has to be determined in consideration with safety demands of the respective applications and calculated in accordance.

Note	d (mm)	SDR	PN (bar)	Code	Weight (kg/m)	di (mm)	closest inch (inch)	e (mm)
2	20	11	10	**167 480 711**	0.107	16.2	½	1.9
2	25	11	10	**167 480 712**	0.164	20.4	¾	2.3
2	32	11	10	**167 480 713**	0.261	26.2	1	2.9
2	40	11	10	**167 480 714**	0.412	32.6	1 ¼	3.7
2	50	11	10	**167 480 715**	0.638	40.8	1 ½	4.6
2	63	11	10	**167 480 716**	1.010	51.4	2	5.8
2	75	11	10	**167 480 717**	1.410	61.4	2 ½	6.8
2	90	11	10	**167 480 718**	2.030	73.6	3	8.2
2	110	11	10	**167 480 719**	3.010	90.0	4	10.0

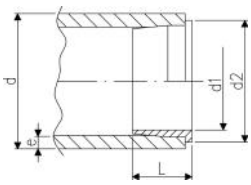

PROGEF Standard Stiffener

Model:

- Used as support during d20 and d25 socket fusion jointing to prevent the pipe from collapsing during the heating and jointing process.
- Material: PP-H

d (mm)	e (mm)	Code	Weight (kg)	L (mm)	d1 (mm)	d2 (mm)
20	1.9	**727 900 006**	0.002	10	14	18
25	2.3	**727 900 007**	0.004	11	18	23

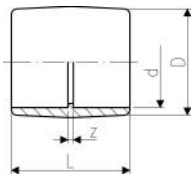

PROGEF Standard Socket equal (PN10)

Model:

- Material: PP-H

* use pipe SDR 7.4

d (mm)	PN (bar)	Code	SP	Weight (kg)	L (mm)	D (mm)	z (mm)
20	10	**727 910 106**	10	0.013	35	31	7
25	10	**727 910 107**	10	0.019	39	36	7
32	10	**727 910 108**	10	0.026	43	44	7
40	10	**727 910 109**	10	0.041	48	54	8
50	10	**727 910 110**	10	0.072	54	66	8

table continued on the next page

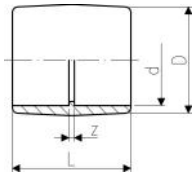

d (mm)	PN (bar)	Code	SP	Weight (kg)	L (mm)	D (mm)	z (mm)
63	10	**727 910 111**	5	0.118	62	82	8
75	10	**727 910 112**	10	0.147	70	93	8
90	10	**727 910 113**	10	0.238	81	112	11
110	10	**727 910 114**	5	0.425	96	134	14

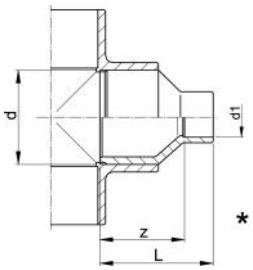

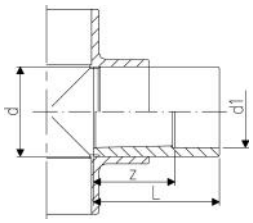

PROGEF Standard Reducer (PN10)

Model:

- Material: PP-H

Note:

* Fusion spigot and socket

d (mm)	d1 (mm)	PN (bar)	Code	SP	Weight (kg)	L (mm)	z (mm)
25	20	10	**727 910 337**	10	0.012	37	23
32	20	10	**727 910 342**	10	0.016	43	29
32	25	10	**727 910 341**	10	0.019	43	27
40	20	10	**727 910 348**	10	0.022	48	34
40	25	10	**727 910 347**	10	0.025	48	32
40	32	10	**727 910 346**	10	0.030	48	30
50	20	10	**727 910 355**	10	0.034	54	40
50	25	10	**727 910 354**	10	0.034	54	38
50	32	10	**727 910 353**	10	0.039	54	36
50	40	10	**727 910 352**	10	0.048	54	34
63	25	10	**727 910 361**	5	0.054	64	46
63	32	10	**727 910 360**	10	0.062	64	46
63	40	10	**727 910 359**	5	0.069	64	44
63	50	10	**727 910 358**	5	0.083	64	41
75	63	10	**727 910 364**	10	0.098	62	35
90	63	10	**727 910 371**	10	0.170	88	61
90	75	10	**727 910 370**	10	0.142	70	39
110	90	10	**727 910 376**	5	0.235	81	46

PP-H/PE100 - Butt Fusion

Fittings

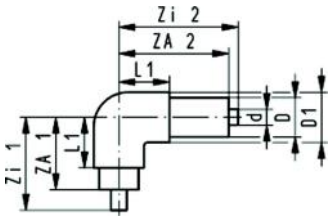

CONTAIN-IT Plus Elbow 90° PP-H/PE100
Connections for butt fusion

- SDR17 on request

d (mm)	D (mm)	PN (bar)	PN (Outer Pipe) (bar)	SDR	Code	Weight (kg)	D1 (mm)	ZA 1 (mm)	ZA 2 (mm)	L1 (mm)	Zi 1 (mm)	Zi 2 (mm)
20	50	10	16	11	**727 104 206**	0.439	66	105	175	71	125	195
25	50	10	16	11	**727 104 207**	0.449	66	105	175	71	125	195
32	63	10	16	11	**727 104 208**	0.754	81	120	190	81	140	210
40	75	10	16	11	**727 104 209**	1.181	97	145	225	94	165	245
50	90	10	10	11	**727 104 210**	1.797	118	170	260	122	190	280
63	110	10	10	11	**727 104 211**	2.910	139	210	310	147	230	330
75	125	10	10	11	**727 104 212**	4.360	161	225	330	155	245	350
90	140	10	10	11	**727 104 213**	8.132	196	265	375	191	285	395
110	160	10	10	11	**727 104 214**	8.471	196	275	390	191	295	410
125	180	10	10	11	**727 104 215**	11.967	234	295	415	210	315	435
140	200	10	10	11	**727 104 216**	13.253	251	300	420	185	320	440
160	225	10	10	11	**727 104 217**	18.848	281	350	475	220	370	495
200	280	10	10	11	**727 104 219**	30.446	316	410	550	265	430	570
225	315	10	10	11	**727 104 220**	33.914	316	400	550	245	420	570

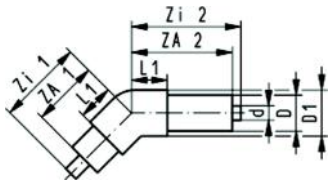

CONTAIN-IT Plus Elbow 45° PP-H/PE100
Connections for butt fusion

- SDR17 on request

d (mm)	D (mm)	PN (bar)	PN (Outer Pipe) (bar)	SDR	Code	Weight (kg)	D1 (mm)	ZA 1 (mm)	ZA 2 (mm)	L1 (mm)	Zi 1 (mm)	Zi 2 (mm)
20	50	10	16	11	**727 154 206**	0.412	66	105	175	56	125	195
25	50	10	16	11	**727 154 207**	0.414	66	105	175	56	125	195
32	63	10	16	11	**727 154 208**	0.701	81	120	190	63	140	210
40	75	10	16	11	**727 154 209**	1.175	97	145	225	71	165	245
50	90	10	10	11	**727 154 210**	1.549	115	170	260	91	190	280
63	110	10	10	11	**727 154 211**	1.826	140	210	310	112	230	330
75	125	10	10	11	**727 154 212**	3.948	161	225	330	119	245	350
90	140	10	10	11	**727 154 213**	6.530	196	265	375	135	285	395
110	160	10	10	11	**727 154 214**	6.670	196	275	390	135	295	410
125	180	10	10	11	**727 154 215**	8.961	234	295	415	144	315	435
140	200	10	10	11	**727 154 216**	10.310	251	300	420	170	320	440
160	225	10	10	11	**727 154 217**	12.894	281	350	475	205	370	495
200	280	10	10	11	**727 154 219**	21.574	316	410	550	215	430	570
225	315	10	10	11	**727 154 220**	24.513	316	400	550	245	420	570

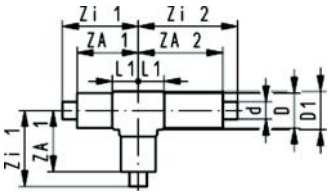

CONTAIN-IT Plus T90° equal PP-H/PE100
Connections for butt fusion

- T 45° on request
- SDR17 on request

d (mm)	D (mm)	PN (bar)	PN (Outer Pipe) (bar)	SDR	Code	Weight (kg)	D1 (mm)	ZA 1 (mm)	ZA 2 (mm)	L1 (mm)	Zi 1 (mm)	Zi 2 (mm)
20	50	10	16	11	**727 204 206**	0.364	51	105	175	40	125	195
25	50	10	16	11	**727 204 207**	0.367	51	105	175	40	125	195
32	63	10	16	11	**727 204 208**	0.650	64	120	190	48	140	210
40	75	10	16	11	**727 204 209**	1.078	76	145	225	60	165	245
50	90	10	10	11	**727 204 210**	1.430	91	170	260	66	190	280
63	110	10	10	11	**727 204 211**	2.412	111	210	310	77	230	330
75	125	10	10	11	**727 204 212**	3.503	126	225	330	87	245	350
90	140	10	10	11	**727 204 213**	5.277	161	265	375	107	285	395
110	160	10	10	11	**727 204 214**	6.215	161	275	390	107	295	410
125	180	10	10	11	**727 204 215**	8.142	181	295	415	171	315	435
140	200	10	10	11	**727 204 216**	12.474	251	300	420	185	320	440
160	225	10	10	11	**727 204 217**	17.696	281	350	475	220	370	495
200	280	10	10	11	**727 204 219**	29.267	316	410	550	240	430	570
225	315	10	10	11	**727 204 220**	32.181	316	400	550	240	420	570

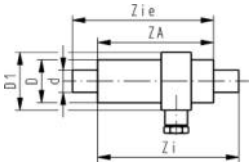

CONTAIN-IT Plus Termination fitting PP-H/PE100
Connections for butt fusion

- Sealing in body EPDM
- SDR17 on request

d (mm)	D (mm)	PN (bar)	PN (Outer Pipe) (bar)	SDR	Code	Weight (kg)	D1 (mm)	Za (mm)	Zi (mm)	Zie (mm)
20	50	10	16	11	**727 964 206**	0.265	70	175	195	195
25	50	10	16	11	**727 964 207**	0.264	70	175	195	195
32	63	10	16	11	**727 964 208**	0.379	80	185	205	205
40	75	10	16	11	**727 964 209**	0.526	90	205	225	225
50	90	10	10	11	**727 964 210**	0.808	110	250	270	270
63	110	10	10	11	**727 964 211**	1.186	130	270	290	290
75	125	10	10	11	**727 964 212**	1.525	140	290	310	310
90	140	10	10	11	**727 964 213**	2.036	160	310	330	330
110	160	10	10	11	**727 964 214**	2.448	170	330	350	350
125	180	10	10	11	**727 964 215**	3.162	190	345	365	365
140	200	10	10	11	**727 964 216**	4.019	210	360	380	380
160	225	10	10	11	**727 964 217**	5.460	230	390	410	410
200	280	10	10	11	**727 964 219**	8.075	280	375	395	395
225	315	10	10	11	**727 964 220**	11.188	315	430	450	450

Valves

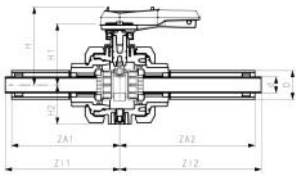

CONTAIN-IT Plus Ball valve type 546 Pro PP-H/PE100
Connections for butt fusion

Model:

- Manual operated
- Manual override with ratchet setting
- Pneumatic or electric actuator available separately
- Protective housing PVC-U PN6 / sealing according to inner pipe
- For easy installation and removal

d (mm)	D (mm)	PN (bar)	PN (Outer Pipe) (bar)	SDR	EPDM Code	Weight (kg)	FKM Code	Weight (kg)
20	50	10	6	11	**727 239 206**	4.500	**727 239 226**	4.500
25	50	10	6	11	**727 239 207**	7.000	**727 239 227**	7.000
32	63	10	6	11	**727 239 208**	7.300	**727 239 228**	7.300
40	75	10	6	11	**727 239 209**	9.800	**727 239 229**	9.800
50	90	10	6	11	**727 239 210**	11.800	**727 239 230**	11.800
63	110	10	6	11	**727 239 211**	13.200	**727 239 231**	13.200

d (mm)	ZA 1 (mm)	ZA 2 (mm)	Zi 1 (mm)	Zi 2 (mm)	H (mm)	H1 (mm)	H2 (mm)
20	255	330	275	350	222	182	85
25	255	330	275	350	222	182	85
32	275	355	295	375	234	194	105
40	325	410	345	430	244	210	123
50	340	425	360	445	244	210	123
63	350	480	370	500	244	210	123

Mechanical Connections

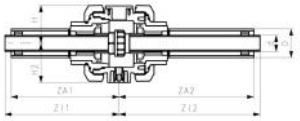

CONTAIN-IT Plus Mechanical connection PP-H/PE100
Connections for butt fusion

Model:

- Protective housing PVC-U PN6 / sealing according to inner pipe
- With union PP-H
- For easy installation and removal

d (mm)	D (mm)	PN (bar)	PN (Outer Pipe) (bar)	SDR	EPDM Code	Weight (kg)	FKM Code	Weight (kg)
20	50	10	6	11	**727 240 206**	3.928	**727 240 226**	3.928
25	50	10	6	11	**727 240 207**	3.902	**727 240 227**	3.902
32	63	10	6	11	**727 240 208**	6.026	**727 240 228**	6.026
40	75	10	6	11	**727 240 209**	9.880	**727 240 229**	9.880
50	90	10	6	11	**727 240 210**	9.947	**727 240 230**	9.947
63	110	10	6	11	**727 240 211**	9.764	**727 240 231**	9.764

d (mm)	ZA 1 (mm)	ZA 2 (mm)	Zi 1 (mm)	Zi 2 (mm)	H (mm)	H2 (mm)
20	255	330	275	350	92	85
25	255	330	275	350	92	85
32	275	355	295	375	104	105
40	325	410	345	430	119	123
50	340	425	360	445	119	123
63	350	480	370	500	119	123

Inner pipes and reducer

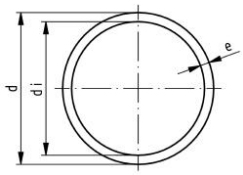

PROGEF Standard pipe
SDR11/PN10/S5

Model:

- Material: PP-H - homopolymer
- Dimension: acc. to DIN 8077/78 and DIN EN 15494
- Colour: light grey RAL 7032
- Pipe length: 5000mm, with plain ends
- **Note 1**: acc. to EN 15494
- **Note 2**: DIBT Z-40.23-4 approval
- Attention: Pressure rates refer to operating temperatures at 20°C. Higher temperatures and aggressive flow media reduce pressure load (see above DIN and our technical documentation). Pressure load capacity has to be determined in consideration with safety demands of the respective applications and calculated in accordance.

Note	d (mm)	SDR	PN (bar)	Code	Weight (kg/m)	di (mm)	closest inch (inch)	e (mm)
2	20	11	10	**167 480 711**	0.107	16.2	½	1.9
2	25	11	10	**167 480 712**	0.164	20.4	¾	2.3
2	32	11	10	**167 480 713**	0.261	26.2	1	2.9
2	40	11	10	**167 480 714**	0.412	32.6	1 ¼	3.7
2	50	11	10	**167 480 715**	0.638	40.8	1 ½	4.6
2	63	11	10	**167 480 716**	1.010	51.4	2	5.8
2	75	11	10	**167 480 717**	1.410	61.4	2 ½	6.8
2	90	11	10	**167 480 718**	2.030	73.6	3	8.2
2	110	11	10	**167 480 719**	3.010	90.0	4	10.0
2	125	11	10	**167 480 720**	3.910	102.2	4 ½	11.4
2	140	11	10	**167 480 721**	4.870	114.6	5	12.7
2	160	11	10	**167 480 722**	6.380	130.8	6	14.6
	180	11	10	**167 480 723**	8.070	147.2	7	16.4
	200	11	10	**167 480 724**	9.950	163.6	8	18.2
	225	11	10	**167 480 725**	12.600	184.0	9	20.5

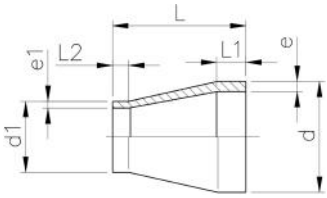

PROGEF Standard reducer
SDR11 (PN10)

Model:

- Material: PP-H
- Conventional butt-welding according to DVS 2207
- IR = Infrared welding compatible

Material:PP-R

d (mm)	d1 (mm)	PN (bar)	SDR	FM	Code	Weight (kg)	L (mm)	L1 (mm)	L2 (mm)	e (mm)	e1 (mm)
25	20	10	11	IR	**727 908 537**	0.007	50	20	20	2.3	1.9
32	20	10	11	IR	**727 908 542**	0.010	50	20	20	2.9	1.9
32	25	10	11	IR	**727 908 541**	0.010	50	20	20	2.9	2.3
40	20	10	11	IR	**727 908 548**	0.016	58	20	23	3.7	1.9
40	25	10	11	IR	**727 908 547**	0.016	55	20	20	3.7	2.3
40	32	10	11	IR	**727 908 546**	0.018	55	20	20	3.7	2.9
50	25	10	11	IR	**727 908 554**	0.024	60	20	20	4.6	2.3
50	32	10	11	IR	**727 908 553**	0.027	60	20	20	4.6	2.9
50	40	10	11	IR	**727 908 552**	0.030	60	20	20	4.6	3.7
63	32	10	11	IR	**727 908 560**	0.043	65	20	20	5.8	2.9
63	40	10	11	IR	**727 908 559**	0.047	65	20	20	5.8	3.7
63	50	10	11	IR	**727 908 558**	0.051	65	20	20	5.8	4.6
75	40	10	11	IR	**727 908 566**	0.062	68	20	20	6.8	3.7
75	50	10	11	IR	**727 908 565**	0.071	65	20	20	6.8	4.6
90	63	10	11	IR	**727 908 571**	0.115	75	22	19	8.2	5.8
75	63	10	11	IR	**727 908 564**	0.075	65	20	20	6.8	5.8

table continued on the next page

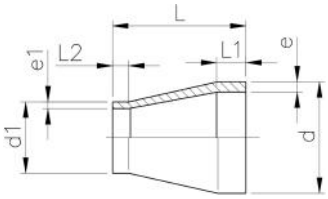

d (mm)	d1 (mm)	PN (bar)	SDR	FM	Code	Weight (kg)	L (mm)	L1 (mm)	L2 (mm)	e (mm)	e1 (mm)
90	75	10	11	IR	**727 908 570**	0.130	75	22	19	8.2	6.8
110	63	10	11	IR	**727 908 572**	0.201	90	28	28	10.6	6.2
110	75	10	11	IR	**727 908 577**	0.215	90	28	18	10.0	6.8
110	90	10	11	IR	**727 908 576**	0.225	90	28	30	10.0	8.2

PE/PE100 - Socket Fusion

Fittings

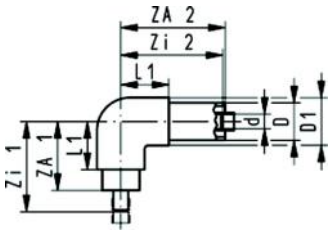

CONTAIN-IT Plus Elbow 90° PE80/PE100
Connections for socket fusion

d (mm)	D (mm)	PN (bar)	PN (Outer Pipe) (bar)	SDR	Code	Weight (kg)	D1 (mm)	ZA 1 (mm)	ZA 2 (mm)	L1 (mm)	Zi 1 (mm)	Zi 2 (mm)
20	50	10	16	11	**733 104 106**	0.454	66	105	175	71	137.0	174.0
25	50	10	16	11	**733 104 107**	0.468	66	105	175	71	139.0	172.0
32	63	10	16	11	**733 104 108**	0.776	81	120	190	81	156.0	185.0
40	75	10	16	11	**733 104 109**	1.235	97	145	225	94	184.0	218.0
50	90	10	10	11	**733 104 110**	1.887	118	170	260	122	212.5	250.0
63	110	10	10	11	**733 104 111**	3.069	139	210	310	147	258.0	296.0
75	125	10	10	11	**733 104 112**	4.544	161	225	330	155	275.5	312.5
90	140	10	10	11	**733 104 113**	8.473	196	265	375	191	321.5	353.0
110	160	10	10	11	**733 104 114**	8.949	196	275	390	191	341.0	362.0

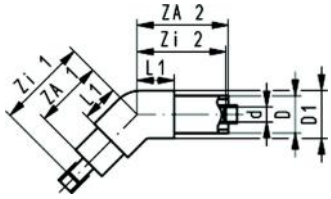

CONTAIN-IT Plus Elbow 45° PE80/PE100
Connections for socket fusion

d (mm)	D (mm)	PN (bar)	PN (Outer Pipe) (bar)	SDR	Code	Weight (kg)	D1 (mm)	ZA 1 (mm)	ZA 2 (mm)	L1 (mm)	Zi 1 (mm)	Zi 2 (mm)
20	50	10	16	11	**733 154 106**	0.426	66	105	175	56	137.0	174.0
25	50	10	16	11	**733 154 107**	0.441	66	105	175	56	139.0	172.0
32	63	10	16	11	**733 154 108**	0.731	81	120	190	63	156.0	185.0
40	75	10	16	11	**733 154 109**	1.220	97	145	225	71	184.0	218.0
50	90	10	10	11	**733 154 110**	1.333	118	170	260	91	212.5	250.0
63	110	10	10	11	**733 154 111**	2.425	139	210	310	112	258.0	296.0
75	125	10	10	11	**733 154 112**	3.487	161	225	330	119	275.5	312.5
90	140	10	10	11	**733 154 113**	7.870	196	265	375	135	321.5	353.0
110	160	10	10	11	**733 154 114**	8.492	196	275	390	135	341.0	362.0

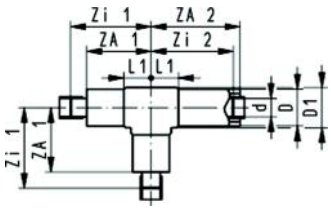

CONTAIN-IT Plus T90° equal PE80/PE100
Connections for socket fusion

- T 45° on request

d (mm)	D (mm)	PN (bar)	PN (Outer Pipe) (bar)	SDR	Code	Weight (kg)	D1 (mm)	ZA 1 (mm)	ZA 2 (mm)	L1 (mm)	Zi 1 (mm)	Zi 2 (mm)
20	50	10	16	11	**733 204 106**	0.396	66	105	175	40	137.0	174.0
25	50	10	16	11	**733 204 107**	0.417	66	105	175	40	139.0	172.0
32	63	10	16	11	**733 204 108**	0.700	81	120	190	48	156.0	185.0
50	90	10	16	11	**733 204 110**	1.672	118	170	260	66	212.5	250.0
63	110	10	10	11	**733 204 111**	2.807	139	210	310	77	258.0	296.0
75	125	10	10	11	**733 204 112**	4.264	161	225	330	87	275.5	312.5
90	140	10	10	11	**733 204 113**	6.513	196	265	375	107	321.5	353.0
110	160	10	10	11	**733 204 114**	7.562	196	275	390	107	341.0	362.0
40	75	10	16	11	**733 204 109**	1.217	97	145	225	60	184.0	218.0

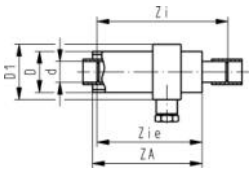

CONTAIN-IT Plus Termination fitting PE80/PE100
Connections for socket fusion

- Sealing in body EPDM

d (mm)	D (mm)	PN (bar)	PN (Outer Pipe) (bar)	SDR	Code	Weight (kg)	D1 (mm)	Za (mm)	Zi (mm)	Zie (mm)
25	50	10	16	11	**733 964 107**	0.278	66	175	206.0	172.0
32	63	10	16	11	**733 964 108**	0.417	81	185	216.0	180.0
20	50	10	16	11	**733 964 106**	0.291	66	175	206.0	174.0
40	75	10	16	11	**733 964 109**	0.608	97	205	237.0	198.0
50	90	10	10	11	**733 964 110**	0.957	118	250	282.5	240.0
63	110	10	10	11	**733 964 111**	1.469	139	270	304.0	256.0
75	125	10	10	11	**733 964 112**	1.919	161	290	323.0	272.5
90	140	10	10	11	**733 964 113**	2.654	196	310	344.5	288.0
110	160	10	10	11	**733 964 114**	3.607	196	330	368.0	302.0

Valves

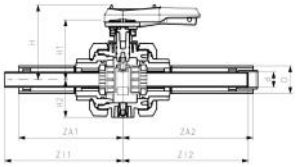

CONTAIN-IT Plus Ball valve type 546 Pro PVC-U/PE100
Connections for socket fusion

Model:

- Ball valve PVC-U with spigots PE
- Manual operated
- Manual override with ratchet setting
- Pneumatic or electric actuator available separately
- Protective housing PVC-U PN6 / sealing according to inner pipe
- For easy installation and removal

d (mm)	D (mm)	PN (bar)	PN (Outer Pipe) (bar)	SDR	EPDM Code	Weight (kg)	FKM Code	Weight (kg)
20	50	10	6	11	**733 239 106**	4.859	**733 239 126**	4.907
25	50	10	6	11	**733 239 107**	7.000	**733 239 127**	7.000
32	63	10	6	11	**733 239 108**	7.058	**733 239 128**	7.300
40	75	10	6	11	**733 239 109**	9.800	**733 239 129**	9.800
50	90	10	6	11	**733 239 110**	11.800	**733 239 130**	11.800
63	110	10	6	11	**733 239 111**	13.200	**733 239 131**	13.200

d (mm)	D1 (mm)	ZA 1 (mm)	ZA 2 (mm)	Zi 1 (mm)	Zi 2 (mm)	H (mm)	H1 (mm)	H2 (mm)
20	66	255	330	287.0	329	222	182	85
25	66	255	330	289.0	327	222	182	85
32	81	275	355	311.0	350	234	194	105
40	97	325	410	364.0	403	244	210	123
50	118	340	425	382.5	415	244	210	123
63	139	350	480	398.0	466	244	210	123

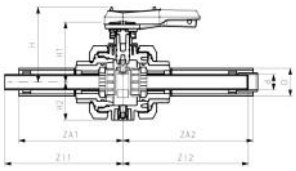

CONTAIN-IT Plus Ball valve type 546 Pro PP-H/PE100
Connections for socket fusion

Model:

- Ball valve PP-H with spigots PE
- Manual operated
- Manual override with ratchet setting
- Pneumatic or electric actuator available separately
- Protective housing PVC-U PN6 / sealing according to inner pipe
- For easy installation and removal

d (mm)	D (mm)	PN (bar)	PN (Outer Pipe) (bar)	SDR	EPDM Code	Weight (kg)	FKM Code	Weight (kg)
20	50	10	6	11	**733 239 156**	4.500	**733 239 176**	4.500
25	50	10	6	11	**733 239 157**	7.000	**733 239 177**	7.000
32	63	10	6	11	**733 239 158**	7.300	**733 239 178**	7.300
40	75	10	6	11	**733 239 159**	9.800	**733 239 179**	9.800
50	90	10	6	11	**733 239 160**	11.800	**733 239 180**	11.800
63	110	10	6	11	**733 239 161**	13.200	**733 239 181**	13.200

d (mm)	D1 (mm)	ZA 1 (mm)	ZA 2 (mm)	Zi 1 (mm)	Zi 2 (mm)	H (mm)	H1 (mm)	H2 (mm)
20	66	255	330	287.0	329	222	182	85
25	66	255	330	289.0	327	222	182	85
32	81	275	355	311.0	350	234	194	105
40	97	325	410	364.0	403	244	210	123
50	118	340	425	382.5	415	244	210	123
63	139	350	480	398.0	466	244	210	123

Mechanical Connections

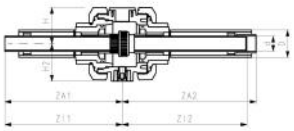

CONTAIN-IT Plus Mechanical connection PE80/PE100
Connections for socket fusion

Model:

- Protective housing PVC-U PN6 / sealing according to inner pipe
- With union PE
- For easy installation and removal

d (mm)	D (mm)	PN (bar)	PN (Outer Pipe) (bar)	SDR	EPDM Code	Weight (kg)	FKM Code	Weight (kg)
20	50	10	6	11	**733 240 106**	3.958	**733 240 126**	3.958
25	50	10	6	11	**733 240 107**	3.904	**733 240 127**	3.904
32	63	10	6	11	**733 240 108**	6.172	**733 240 128**	6.172
40	75	10	6	11	**733 240 109**	9.899	**733 240 129**	9.899
50	90	10	6	11	**733 240 110**	11.535	**733 240 130**	11.535
63	110	10	6	11	**733 240 111**	9.853	**733 240 131**	9.853

d (mm)	D1 (mm)	ZA 1 (mm)	ZA 2 (mm)	Zi 1 (mm)	Zi 2 (mm)	H (mm)	H2 (mm)
20	66	255	330	287.0	329	92	85
25	66	255	330	289.0	327	92	85
32	81	275	355	311.0	350	104	105
40	97	325	410	364.0	403	119	123
50	118	340	425	382.5	415	119	123
63	139	350	480	398.0	466	119	123

Inner pipes, sockets, reducer and stiffner

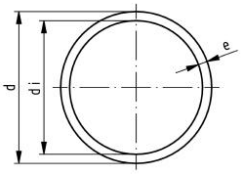

ecoFIT pipe PE100
SDR11 / PN16 / S5

Model:

- Dimension: acc. to DIN 8074/75
- Colour: black
- Pipe length: 5m, with plain ends
- **Note 1**: DIBT Z-40.23-406 Approval
- Attention: Pressure rates refer to operating temperatures at 20°C. Higher temperatures and aggressive flow media reduce pressure load (see above DIN and our technical documentation). Pressure load capacity has to be determined in consideration with safety demands of the respective applications and calculated in accordance.

Note	d (mm)	SDR	PN (bar)	Code	Weight (kg/m)	e (mm)	di (mm)
1	20	11	16	**193 017 156**	0.118	2.0	16.2
1	25	11	16	**193 017 157**	0.173	2.3	20.4
1	32	11	16	**193 017 158**	0.282	3.0	26.2
1	40	11	16	**193 017 159**	0.434	3.7	32.6
1	50	11	16	**193 017 160**	0.673	4.6	40.8
1	63	11	16	**193 017 161**	1.060	5.8	51.4
1	75	11	16	**193 017 162**	1.480	6.8	61.4
1	90	11	16	**193 017 163**	2.140	8.2	73.6
1	110	11	16	**193 017 164**	3.180	10.0	90.0

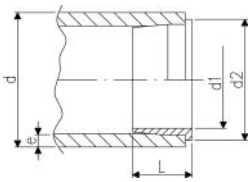

ecoFIT Stiffener PE100
d20-25mm

Model:

- Used as support during d20 and d25 socket fusion jointing to prevent the pipe from collapsing during the heating and jointing process.

d (mm)	DN (mm)	Code	Weight (kg/m)	L (mm)	e (mm)	d1 (mm)	D2 (mm)	d2 (mm)
20	15	**733 900 006**	0.001	10	1.9	14	18	18
25	20	**733 900 007**	0.001	11	2.3	18	22	23

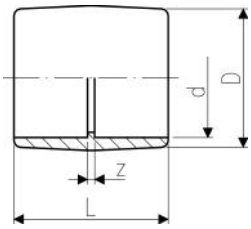

ecoFIT Socket equal PE80
d20-110mm / SDR11

d (mm)	SDR	PN (bar)	DN (mm)	Code	Weight (kg)	D (mm)	L (mm)	z (mm)
20	11	10	25	**733 910 106**	0.014	31	35	7
25	11	10	32	**733 910 107**	0.018	36	39	7
32	11	10	40	**733 910 108**	0.023	44	43	7
40	11	10	50	**733 910 109**	0.043	54	48	8
50	11	10	40	**733 910 110**	0.068	66	54	8
63	11	10	50	**733 910 111**	0.124	82	62	8
75	11	10	65	**733 910 112**	0.152	93	70	8
90	11	10	80	**733 910 113**	0.234	112	81	11
110	11	10	100	**733 910 114**	0.419	134	96	14

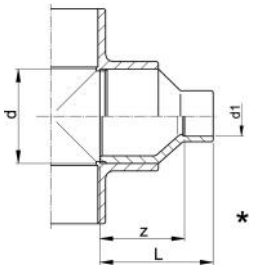

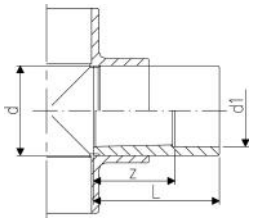

ecoFIT Reducer PE80
d25-110mm / SDR11

- With socket fusion spigot and fusion socket metric

	d (mm)	d1 (mm)	DN (mm)	PN (bar)	SDR	Code	Weight (kg)	L (mm)	z (mm)
	25	20	20	10	11	**733 910 337**	0.013	39	23
	32	25	25	10	11	**733 910 341**	0.021	43	27
*	40	20	32	10	11	**733 910 348**	0.023	48	34
*	40	25	32	10	11	**733 910 347**	0.027	48	32
	40	32	32	10	11	**733 910 346**	0.032	48	30
*	50	32	40	10	11	**733 910 353**	0.042	54	36
	50	40	40	10	11	**733 910 352**	0.049	54	34
*	63	20	50	10	11	**733 910 362**	0.057	64	50
*	63	25	50	10	11	**733 910 361**	0.060	64	48
*	63	32	50	10	11	**733 910 360**	0.065	64	46
*	63	40	50	10	11	**733 910 359**	0.070	64	44
	63	50	50	10	11	**733 910 358**	0.086	64	41
	75	63	65	10	11	**733 910 364**	0.103	62	35
*	90	63	80	10	11	**733 910 371**	0.180	88	62
	90	75	80	10	11	**733 910 370**	0.144	70	39
	110	90	100	10	11	**733 910 376**	0.254	81	45

PE/PE100 - Butt Fusion

Fittings

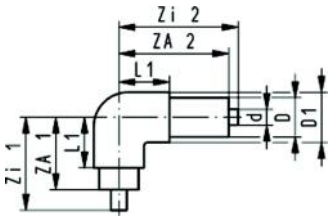

CONTAIN-IT Plus Elbow 90° PE100/PE100
Connections for butt fusion

- SDR17 on request

d (mm)	D (mm)	PN (bar)	PN (Outer Pipe) (bar)	SDR	Code	Weight (kg)	D1 (mm)	ZA 1 (mm)	ZA 2 (mm)	L1 (mm)	Zi 1 (mm)	Zi 2 (mm)
20	50	16	16	11	**753 104 206**	0.441	66	105	175	71	125	195
25	50	16	16	11	**753 104 207**	0.452	66	105	175	71	125	195
32	63	16	16	11	**753 104 208**	0.760	81	120	190	81	140	210
40	75	16	16	11	**753 104 209**	1.181	97	145	225	94	165	245
50	90	16	10	11	**753 104 210**	1.816	118	170	260	122	190	280
63	110	16	10	11	**753 104 211**	2.946	139	210	310	147	230	330
75	125	16	10	11	**753 104 212**	4.412	161	225	330	155	245	350
90	140	16	10	11	**753 104 213**	8.218	196	265	375	191	285	395
110	160	16	10	11	**753 104 214**	8.602	196	275	390	191	295	410
125	180	16	10	11	**753 104 215**	12.148	234	295	415	210	315	435
140	200	16	10	11	**753 104 216**	13.479	251	300	420	185	320	440
160	225	16	10	11	**753 104 217**	19.183	281	350	475	220	370	495
200	280	16	10	11	**753 104 219**	31.049	316	410	550	265	430	570
225	315	16	10	11	**753 104 220**	34.664	316	400	550	245	420	570

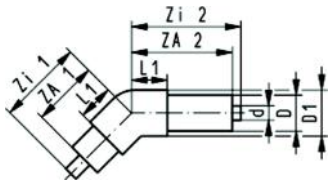

CONTAIN-IT Plus Elbow 45° PE100/PE100
Connections for butt fusion

- SDR17 on request

d (mm)	D (mm)	PN (bar)	PN (Outer Pipe) (bar)	SDR	Code	Weight (kg)	D1 (mm)	ZA 1 (mm)	ZA 2 (mm)	L1 (mm)	Zi 1 (mm)	Zi 2 (mm)
20	50	16	16	11	**753 154 206**	0.415	66	105	175	56	125	195
25	50	16	16	11	**753 154 207**	0.416	66	105	175	56	125	195
32	63	16	16	11	**753 154 208**	0.705	81	120	190	63	140	210
40	75	16	16	11	**753 154 209**	1.186	97	145	225	71	165	245
50	90	16	10	11	**753 154 210**	1.562	115	170	260	91	190	280
63	110	16	10	11	**753 154 211**	1.846	140	210	310	112	230	330
75	125	16	10	11	**753 154 212**	3.978	161	225	330	119	245	350
90	140	16	10	11	**753 154 213**	6.576	196	265	375	135	285	395
110	160	16	10	11	**753 154 214**	6.743	196	275	390	135	295	410
125	180	16	10	11	**753 154 215**	9.029	234	295	415	144	315	435
140	200	16	10	11	**753 154 216**	10.395	251	300	420	170	320	440
160	225	16	10	11	**753 154 217**	13.020	281	350	475	205	370	495
200	280	16	10	11	**753 154 219**	21.789	316	410	550	215	430	570
225	315	16	10	11	**753 154 220**	24.724	316	400	550	245	420	570

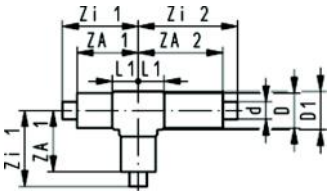

CONTAIN-IT Plus T90° equal PE100/PE100
Connections for butt fusion

- T 45° on request
- SDR17 on request

d (mm)	D (mm)	PN (bar)	PN (Outer Pipe) (bar)	SDR	Code	Weight (kg)	D1 (mm)	ZA 1 (mm)	ZA 2 (mm)	L1 (mm)	Zi 1 (mm)	Zi 2 (mm)
20	50	16	16	11	**753 204 206**	0.366	51	105	175	40	125	195
25	50	16	16	11	**753 204 207**	0.371	51	105	175	40	125	195
32	63	16	16	11	**753 204 208**	0.656	64	120	190	48	140	210
40	75	16	16	11	**753 204 209**	1.088	76	145	225	60	165	245
50	90	16	10	11	**753 204 210**	1.448	91	170	260	66	190	280
63	110	16	10	11	**753 204 211**	2.440	111	210	310	77	230	330
75	125	16	10	11	**753 204 212**	3.544	126	225	330	87	245	350
90	140	16	10	11	**753 204 213**	5.341	161	265	375	107	285	395
110	160	16	10	11	**753 204 214**	6.314	161	275	390	107	295	410
125	180	16	10	11	**753 204 215**	8.234	181	295	415	171	315	435
140	200	16	10	11	**753 204 216**	12.596	251	300	420	185	320	440
160	225	16	10	11	**753 204 217**	17.877	281	350	475	220	370	495
200	280	16	10	11	**753 204 219**	29.623	316	410	550	240	430	570
225	315	16	10	11	**753 204 220**	32.620	316	400	550	240	420	570

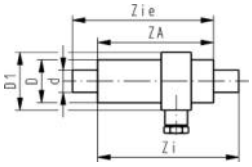

CONTAIN-IT Plus Termination fitting PE100/PE100
Connections for butt fusion

- Sealing in body EPDM
- SDR17 on request

d (mm)	D (mm)	PN (bar)	PN (Outer Pipe) (bar)	SDR	Code	Weight (kg)	D1 (mm)	Za (mm)	Zi (mm)	Zie (mm)
20	50	16	16	11	**753 964 206**	0.267	70	175	195	195
25	50	16	16	11	**753 964 207**	0.265	70	175	195	195
32	63	16	16	11	**753 964 208**	0.382	80	185	205	205
40	75	16	16	11	**753 964 209**	0.530	90	205	225	225
50	90	16	10	11	**753 964 210**	0.816	110	250	270	270
63	110	16	10	11	**753 964 211**	1.197	130	270	290	290
75	125	16	10	11	**753 964 212**	1.540	140	290	310	310
90	140	16	10	11	**753 964 213**	2.058	160	310	330	330
110	160	16	10	11	**753 964 214**	2.473	170	330	350	350
125	180	16	10	11	**753 964 215**	3.196	190	345	365	365
140	200	16	10	11	**753 964 216**	4.063	210	360	380	380
160	225	16	10	11	**753 964 217**	5.522	230	390	410	410
200	280	16	10	11	**753 964 219**	8.169	280	375	395	395
225	315	16	10	11	**753 964 220**	11.306	315	430	450	450

Valves

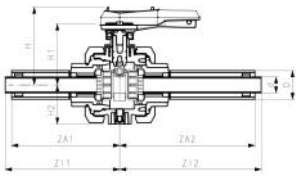

CONTAIN-IT Plus Ball valve type 546 Pro PVC-U/PE100
Connections for butt fusion

Model:

- Ball valve PVC-U with spigots PE
- Manual operated
- Manual override with ratchet setting
- Pneumatic or electric actuator available separately
- For easy installation and removal
- Protective housing PVC-U PN6 / sealing according to inner pipe

d (mm)	D (mm)	PN (bar)	PN (Outer Pipe) (bar)	SDR	EPDM Code	Weight (kg)	FKM Code	Weight (kg)
20	50	16	6	11	**753 239 206**	4.500	**753 239 226**	4.500
25	50	16	6	11	**753 239 207**	4.894	**753 239 227**	7.000
32	63	16	6	11	**753 239 208**	7.300	**753 239 228**	7.300
40	75	16	6	11	**753 239 209**	11.023	**753 239 229**	9.800
50	90	16	6	11	**753 239 210**	11.800	**753 239 230**	11.800
63	110	16	6	11	**753 239 211**	13.200	**753 239 231**	13.200

d (mm)	ZA 1 (mm)	ZA 2 (mm)	Zi 1 (mm)	Zi 2 (mm)	H (mm)	H1 (mm)	H2 (mm)
20	255	330	275	350	222	182	85
25	255	330	275	350	222	182	85
32	275	355	295	375	234	194	105
40	325	410	345	430	244	210	123
50	340	425	360	445	244	210	123
63	350	480	370	500	244	210	123

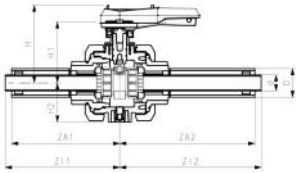

CONTAIN-IT Plus Ball valve type 546 Pro PP-H/PE100
Connections for butt fusion

Model:

- Ball valve PP-H with spigots PE
- Manual operated
- Manual override with ratchet setting
- Pneumatic or electric actuator available separately
- Protective housing PVC-U PN6 / sealing according to inner pipe
- For easy installation and removal

d (mm)	D (mm)	PN (bar)	PN (Outer Pipe) (bar)	SDR	EPDM Code	Weight (kg)	FKM Code	Weight (kg)
20	50	10	6	11	**753 239 256**	4.500	**753 239 276**	4.500
25	50	10	6	11	**753 239 257**	7.000	**753 239 277**	7.000
32	63	10	6	11	**753 239 258**	7.300	**753 239 278**	7.300
40	75	10	6	11	**753 239 259**	9.800	**753 239 279**	9.800
50	90	10	6	11	**753 239 260**	11.800	**753 239 280**	11.800
63	110	10	6	11	**753 239 261**	13.200	**753 239 281**	13.200

d (mm)	ZA 1 (mm)	ZA 2 (mm)	Zi 1 (mm)	Zi 2 (mm)	H (mm)	H1 (mm)	H2 (mm)
20	255	330	275	350	222	182	85
25	255	330	275	350	222	182	85
32	275	355	295	375	234	194	105
40	325	410	345	430	244	210	123
50	340	425	360	445	244	210	123
63	350	480	370	500	244	210	123

Mechanical Connections

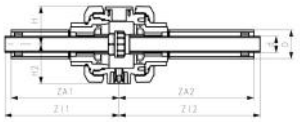

CONTAIN-IT Plus Mechanical connection PE100/PE100
Connections for butt fusion

Model:

- Protective housing PVC-U PN6 / sealing according to inner pipe
- With union PE
- For easy installation and removal

d (mm)	D (mm)	PN (bar)	PN (Outer Pipe) (bar)	SDR	EPDM Code	Weight (kg)	FKM Code	Weight (kg)
20	50	10	6	11	**753 240 206**	3.934	**753 240 226**	3.934
25	50	10	6	11	**753 240 207**	3.910	**753 240 227**	3.910
32	63	10	6	11	**753 240 208**	6.039	**753 240 228**	6.039
40	75	10	6	11	**753 240 209**	9.900	**753 240 229**	9.900
50	90	10	6	11	**753 240 210**	9.976	**753 240 230**	9.976
63	110	10	6	11	**753 240 211**	9.806	**753 240 231**	9.806

d (mm)	ZA 1 (mm)	ZA 2 (mm)	Zi 1 (mm)	Zi 2 (mm)	H (mm)	H2 (mm)
20	255	330	275	350	92	85
25	255	330	275	350	92	85
32	275	355	295	375	104	105
40	325	410	345	430	119	123
50	340	425	360	445	119	123
63	350	480	370	500	119	123

Inner pipes and reducer

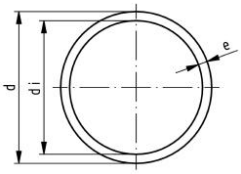

ecoFIT pipe PE100
SDR11 / PN16 / S5

Model:

- Dimension: acc. to DIN 8074/75
- Colour: black
- Pipe length: 5m, with plain ends
- **Note 1**: DIBT Z-40.23-406 Approval
- Attention: Pressure rates refer to operating temperatures at 20°C. Higher temperatures and aggressive flow media reduce pressure load (see above DIN and our technical documentation). Pressure load capacity has to be determined in consideration with safety demands of the respective applications and calculated in accordance.

Note	d (mm)	SDR	PN (bar)	Code	Weight (kg/m)	e (mm)	di (mm)
1	20	11	16	**193 017 156**	0.118	2.0	16.2
1	25	11	16	**193 017 157**	0.173	2.3	20.4
1	32	11	16	**193 017 158**	0.282	3.0	26.2
1	40	11	16	**193 017 159**	0.434	3.7	32.6
1	50	11	16	**193 017 160**	0.673	4.6	40.8
1	63	11	16	**193 017 161**	1.060	5.8	51.4
1	75	11	16	**193 017 162**	1.480	6.8	61.4
1	90	11	16	**193 017 163**	2.140	8.2	73.6
1	110	11	16	**193 017 164**	3.180	10.0	90.0
1	125	11	16	**193 017 165**	4.120	11.4	102.8
1	140	11	16	**193 017 166**	5.130	12.7	114.6
1	160	11	16	**193 017 167**	6.740	14.6	130.8
1	180	11	16	**193 017 168**	8.510	16.4	147.2
1	200	11	16	**193 017 169**	10.500	18.2	163.6
1	225	11	16	**193 017 170**	13.300	20.5	184.0

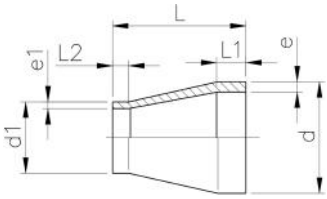

ecoFIT Reducer PE100
d25-710mm / SDR11

Model:

- Conventional butt-welding according to DVS 2207
- IR = Infrared-(IR Plus) compatible. Choose fusion parameters: PE100
- Up to d 315 injection moulded, above machined

d (mm)	d1 (mm)	DN (mm)	PN (bar)	SDR	FM	Code	Weight (kg)	L (mm)	L1 (mm)	L2 (mm)	e (mm)	e1 (mm)
25	20	20	16	11	IR	**753 908 637**	0.008	50	20	18	2.3	1,9
32	20	25	16	11	IR	**753 908 642**	0.010	50	20	18	2.9	1,9
32	25	25	16	11	IR	**753 908 641**	0.006	50	20	18	2.9	2,3
40	20	32	16	11	IR	**753 908 648**	0.017	58	20	20	3.7	1,9
40	25	32	16	11	IR	**753 908 647**	0.017	55	20	18	3.7	2,3
40	32	32	16	11	IR	**753 908 646**	0.019	55	20	18	3.7	2,9
50	25	40	16	11	IR	**753 908 654**	0.025	60	20	18	4.6	2,3
50	32	40	16	11	IR	**753 908 653**	0.026	60	20	18	4.6	2,9
50	40	40	16	11	IR	**753 908 652**	0.032	60	20	18	4.6	3,7
63	32	50	16	11	IR	**753 908 660**	0.046	65	20	18	5.8	2,9
63	40	50	16	11	IR	**753 908 659**	0.051	65	20	18	5.8	3,7
63	50	50	16	11	IR	**753 908 658**	0.056	65	20	18	5.8	4,6
75	40	65	16	11	IR	**753 908 666**	0.070	68	20	20	6.8	3,7
75	50	65	16	11	IR	**753 908 665**	0.074	65	20	18	6.8	4,6
75	63	65	16	11	IR	**753 908 664**	0.081	65	20	18	6.8	5,8
90	63	80	16	11	IR	**753 908 671**	0.125	75	21	17	8.2	5,8
90	75	80	16	11	IR	**753 908 670**	0.132	75	22	17	8.2	6,8
110	63	100	16	11	IR	**753 908 672**	0.219	90	28	28	10.6	6,2
110	75	100	16	11	IR	**753 908 677**	0.219	90	28	17	10.0	6,8
110	90	100	16	11	IR	**753 908 676**	0.240	90	28	20	10.0	8,2

table continued on the next page

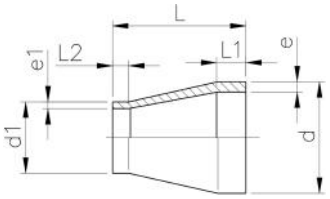

d (mm)	d1 (mm)	DN (mm)	PN (bar)	SDR	FM	Code	Weight (kg)	L (mm)	L1 (mm)	L2 (mm)	e (mm)	e1 (mm)
125	110	100	16	11	IR	**753 908 680**	0.350	100	32	26	11.4	10,0
140	110	125	16	11	IR	**753 908 685**	0.437	110	35	28	12.7	10,0
140	125	125	16	11	IR	**753 908 684**	0.474	110	35	28	12.7	11,4
160	110	150	16	11	IR	**753 908 690**	0.612	120	40	25	14.6	10,0
160	140	150	16	11	IR	**753 908 688**	0.674	120	40	33	14.6	12,7
180	90	150	16	11	IR	**753 908 149**	0.925	145	50	40	16.4	8,2
180	110	150	16	11	IR	**753 908 150**	1.020	150	55	42	16.4	10,0
180	125	150	16	11	IR	**753 908 151**	1.020	143	52	40	16.4	11,4
180	140	150	16	11	IR	**753 908 152**	1.015	135	51	47	16.4	12,7
180	160	150	16	11	IR	**753 908 153**	1.140	135	55	52	16.4	14,6
200	160	200	16	11	IR	**753 908 692**	1.247	150	50	35	18.2	14,6
200	180	200	16	11	IR	**753 908 158**	1.475	145	62	54	18.2	16,4
225	110	200	16	11	IR	**753 908 695**	1.559	171	55	45	20.5	10,0
225	160	200	16	11	IR	**753 908 696**	1.590	160	55	37	20.5	14,6
225	180	200	16	11	IR	**753 908 162**	1.800	160	64	59	22.7	20,5
225	200	200	16	11	IR	**753 908 697**	1.844	160	55	48	20.5	18,2

PVDF/PE100 - Socket Fusion

Fittings

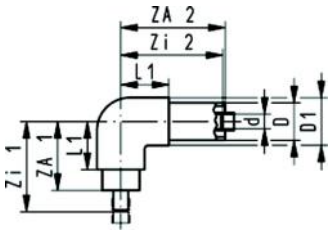

CONTAIN-IT Plus Elbow 90° PVDF/PE100
Connections for socket fusion

d (mm)	D (mm)	PN (bar)	PN (Outer Pipe) (bar)	SDR	Code	Weight (kg)	D1 (mm)	ZA 1 (mm)	ZA 2 (mm)	L1 (mm)	Zi 1 (mm)	Zi 2 (mm)
20	50	16	16	21	**735 104 106**	0.494	66	105	175	71	137	174
25	50	16	16	21	**735 104 107**	0.526	66	105	175	71	139	172
32	63	16	16	21	**735 104 108**	0.866	81	120	190	81	156	185
40	75	16	16	21	**735 104 109**	1.418	97	145	225	94	184	218
50	90	16	10	21	**735 104 110**	2.200	118	170	260	122	212	250
63	110	16	10	21	**735 104 111**	3.647	139	210	310	147	258	296

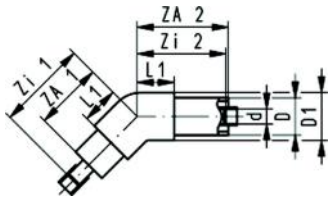

CONTAIN-IT Plus Elbow 45° PVDF/PE100
Connections for socket fusion

d (mm)	D (mm)	PN (bar)	PN (Outer Pipe) (bar)	SDR	Code	Weight (kg)	D1 (mm)	ZA 1 (mm)	ZA 2 (mm)	L1 (mm)	Zi 1 (mm)	Zi 2 (mm)
20	50	16	16	21	**735 154 106**	0.465	66	105	175	56	137	174
25	50	16	16	21	**735 154 107**	0.499	66	105	175	56	139	172
32	63	16	16	21	**735 154 108**	0.817	81	120	190	63	156	185
40	75	16	16	21	**735 154 109**	1.782	97	145	225	71	184	218
50	90	16	10	21	**735 154 110**	1.642	118	170	260	91	212	250
63	110	16	10	21	**735 154 111**	3.001	139	210	310	112	258	296

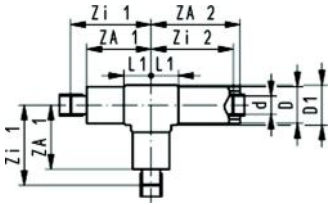

CONTAIN-IT Plus T90° equal PVDF/PE100
Connections for socket fusion

- T 45° on request

d (mm)	D (mm)	PN (bar)	PN (Outer Pipe) (bar)	SDR	Code	Weight (kg)	D1 (mm)	ZA 1 (mm)	ZA 2 (mm)	L1 (mm)	Zi 1 (mm)	Zi 2 (mm)
20	50	16	16	21	**735 204 106**	0.448	66	105	175	40	137	174
25	50	16	16	21	**735 204 107**	0.495	66	105	175	40	139	172
32	63	16	16	21	**735 204 108**	0.823	81	120	190	48	156	185
40	75	16	16	21	**735 204 109**	1.453	97	145	225	60	184	218
50	90	16	10	21	**735 204 110**	2.093	118	170	260	66	212	250
63	110	16	10	21	**735 204 111**	3.490	139	210	310	77	258	296

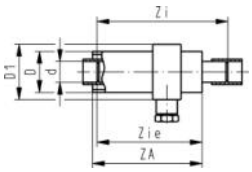

CONTAIN-IT Plus Termination fitting PVDF/PE100
Connections for socket fusion

- Sealing in body EPDM

d (mm)	D (mm)	PN (bar)	PN (Outer Pipe) (bar)	SDR	Code	Weight (kg)	D1 (mm)	Za (mm)	Zi (mm)	Zie (mm)
20	50	16	16	21	**735 964 106**	0.301	66	175	206	174
25	50	16	16	21	**735 964 107**	0.315	66	175	206	172
32	63	16	16	21	**735 964 108**	0.463	81	185	216	180
40	75	16	16	21	**735 964 109**	0.668	97	205	237	198
50	90	16	10	21	**735 964 110**	1.031	118	250	282	240
63	110	16	10	21	**735 964 111**	1.511	139	270	304	256

Valves

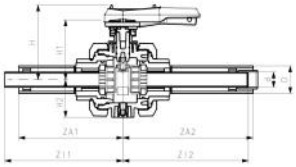

CONTAIN-IT Plus Ball valve type 546 Pro PVDF/PE100
Connections for socket fusion

Model:

- Manual operated
- Manual override with ratchet setting
- Pneumatic or electric actuator available separately
- Protective housing PVC-U PN6 / sealing according to inner pipe
- For easy installation and removal

d (mm)	D (mm)	PN (bar)	PN (Outer Pipe) (bar)	SDR	FKM Code	Weight (kg)
20	50	16	6	21	**735 239 126**	4.500
25	50	16	6	21	**735 239 127**	7.000
32	63	16	6	21	**735 239 128**	7.300
40	75	16	6	21	**735 239 129**	9.800
50	90	16	6	21	**735 239 130**	11.800
63	110	16	6	21	**735 239 131**	13.200

d (mm)	D1 (mm)	ZA 1 (mm)	ZA 2 (mm)	Zi 1 (mm)	Zi 2 (mm)	H (mm)	H1 (mm)	H2 (mm)
20	66	255	330	287	329	222	182	85
25	66	255	330	289	327	222	182	85
32	81	275	355	311	350	234	194	105
40	97	325	410	364	403	244	210	123
50	118	340	425	382	415	244	210	123
63	139	350	480	398	466	244	210	123

Mechanical Connections

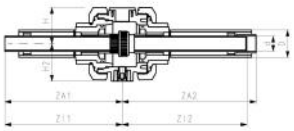

CONTAIN-IT Plus Mechanical connection PVDF/PE100
Connections for socket fusion

Model:

- For easy installation and removal
- Protective housing PVC-U PN6 / sealing according to inner pipe
- With union PVDF

d (mm)	D (mm)	PN (bar)	PN (Outer Pipe) (bar)	SDR	FKM Code	Weight (kg)
20	50	16	6	21	**735 240 126**	4.007
25	50	16	6	21	**735 240 127**	4.012
32	63	16	6	21	**735 240 128**	6.342
40	75	16	6	21	**735 240 129**	10.158
50	90	16	6	21	**735 240 130**	11.925
63	110	16	6	21	**735 240 131**	10.423

d (mm)	D1 (mm)	ZA 1 (mm)	ZA 2 (mm)	Zi 1 (mm)	Zi 2 (mm)	H (mm)	H2 (mm)
20	66	255	330	287	329	92	85
25	66	255	330	289	327	92	85
32	81	275	355	311	350	104	105
40	97	325	410	364	403	119	123
50	118	340	425	382	415	119	123
63	139	350	480	398	466	119	123

Inner pipes, sockets and reducer

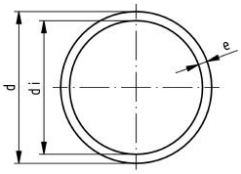

SYGEF Standard pipe SDR21/PN16

Model:

- Material: PVDF
- Lenght: 5 m units

Inflation surcharges for pipes are possible, they follow the current purchase of materials price.

* SYGEF Plus (PVDF-HP)

d (mm)	DN (mm)	SDR	PN (bar)	FM	Code	Weight (kg/m)	e (mm)	di (mm)
20	15	21	16	BCF, IR	**175 480 203**	0.210	1.9	16.2
25	20	21	16	BCF, IR	**175 480 204**	0.269	1.9	21.2
32	25	21	16	BCF, IR	**175 480 205**	0.435	2.4	27.2
40	32	21	16	BCF, IR	**175 480 206**	0.563	2.4	35.2
50	40	21	16	BCF, IR	**175 480 207**	0.850	3.0	44.0
63	50	21	16	BCF, IR	**175 480 208**	1.090	3.0	57.0

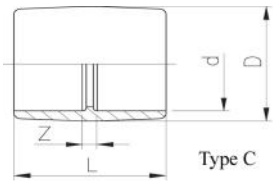

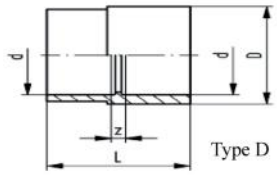

SYGEF Standard socket equal PN16

Model:

- Material: PVDF
- d25 - d50: combination type reducing bush/socket equal

d (mm)	PN (bar)	D-d (mm)	Code	Weight (kg)	D (mm)	L (mm)	z (mm)	Type
20	16	-	**735 910 106**	0.016	27	35	7	C
25	16	32 - 25	**735 910 107**	0.024	32	39	7	C
32	16	40 - 32	**735 910 108**	0.037	40	43	7	C
40	16	50 - 40	**735 910 109**	0.062	50	48	8	D
50	16	63 - 50	**735 910 110**	0.106	63	54	8	D
63	16	-	**735 910 111**	0.153	75	62	8	C

SYGEF Standard reducing bush PN16

Model:

- Material: PVDF

Attention:

- to determine the z-measure please consider the overview of functionality

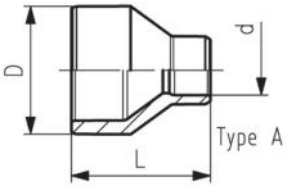

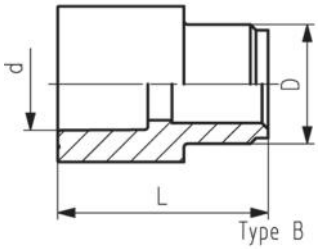

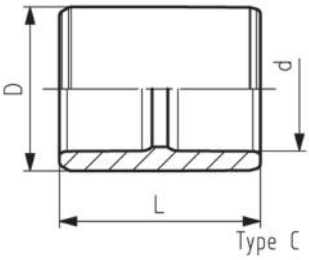

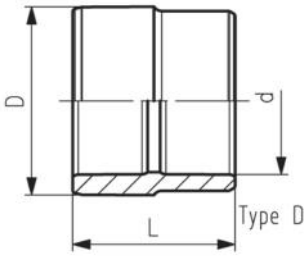

D-d (mm)	PN (bar)	Code	Weight (kg)	L (mm)	Type
25 - 20	16	**735 910 337**	0.017	37	A
32 - 20	16	**735 910 342**	0.024	43	A
32 - 25	16	**735 910 107**	0.024	39	C
40 - 20	16	**735 910 348**	0.034	48	A
40 - 25	16	**735 910 347**	0.037	48	A
40 - 32	16	**735 910 108**	0.037	43	C
50 - 20	16	**735 910 355**	0.056	54	A
50 - 25	16	**735 910 354**	0.058	54	A
50 - 32	16	**735 910 353**	0.063	54	A
50 - 40	16	**735 910 109**	0.062	48	D
63 - 20	16	**735 910 362**	0.102	64	A
63 - 25	16	**735 910 361**	0.106	64	A
63 - 32	16	**735 910 360**	0.109	64	A
63 - 40	16	**735 910 359**	0.118	64	A
63 - 50	16	**735 910 110**	0.106	54	D

overview about functionality

			main function					additional functions											
			reduction spigot - socket					reduction socket - socket					reduction spigot - spigot					reduction socket - spigot				
Code	PN	L	spigot D	-	socket d	L	Z	socket D	-	socket d	L	Z	spigot D	-	spigot d	L	Z	socket D	-	spigot d	L	Z
735 910 334	16	35	20	-	16	35	22															
735 910 337	16	37	25	-	20	37	23															
735 910 342	16	43	32		20	43	29	25	-	20	43	13										
735 910 107	16	39	32	-	25	39	23															
735 910 348	16	48	40	-	20	48	34	32	-	20	48	16										
735 910 347	16	48	40	-	25	48	32	32	-	25	48	14	40	-	32	48	48					
735 910 108	16	43	40	-	32	43	25															
735 910 355	16	54	50	-	20	54	40	40	-	20	54	20										
735 910 354	16	54	50	-	25	54	38	40	-	25	54	18	50	-	32	54	54	40	-	32	54	34
735 910 353	16	54	50	-	32	54	36	40	-	32	54	16	50	-	40	54	54					
735 910 109	16	48	50	-	40	48	28															
735 910 362	16	64	63	-	20	64	50	50	-	20	64	27										
735 910 361	16	64	63	-	25	64	48	50	-	25	64	25	63	-	32	64	64	50	-	32	64	41
735 910 360	16	64	63	-	32	64	46	50	-	32	64	23	63	-	40	64	64	50	-	40	64	41
735 910 359	16	64	63	-	40	64	44	50	-	40	64	21	63	-	50	64	64					
735 910 110	16	54	63	-	50	54	31															

please note: illustration of the functions not inevitably conform to respective type!

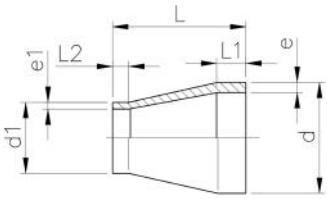

SYGEF Standard reducer SDR33/PN10

Model:

- Material: PVDF

d - d1 (mm)	SDR	PN (bar)	FM	Code	Weight (kg)	e (mm)	e1 (mm)	L (mm)	L1 (mm)	L2 (mm)
90 - 63	33 - 21	10	BCF, IR	**735 908 551**	0.124	2.8	3.0	75	25	30
110 - 63	33 - 21	10	BCF, IR	**735 908 553**	0.196	3.4	3.0	90	30	30

PVDF/PE100 - Butt Fusion

Fittings

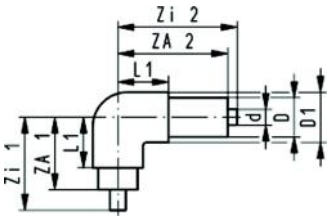

CONTAIN-IT Plus Elbow 90° PVDF/PE100
Connections for butt fusion

d (mm)	D (mm)	PN (bar)	PN (Outer Pipe) (bar)	SDR	Code	Weight (kg)	D1 (mm)	ZA 1 (mm)	ZA 2 (mm)	L1 (mm)	Zi 1 (mm)	Zi 2 (mm)
20	50	16	16	21	**735 104 206**	0.470	66	105	175	71	125	195
25	50	16	16	21	**735 104 207**	0.496	66	105	175	71	125	195
32	63	16	16	21	**735 104 208**	0.837	81	120	190	81	140	210
40	75	16	16	21	**735 104 209**	1.339	97	145	225	94	165	245
50	90	16	10	21	**735 104 210**	2.069	118	170	260	122	190	280
63	110	16	10	21	**735 104 211**	3.421	139	210	310	147	230	330
75	125	16	10	21	**735 104 212**	5.113	161	225	330	155	245	350
90	140	16	10	21	**735 104 213**	9.390	196	265	375	191	285	395
110	160	16	10	21	**735 104 214**	10.360	196	275	390	191	295	410
125	180	10	10	33	**735 104 265**	14.591	234	295	415	210	315	435
140	200	10	10	33	**735 104 266**	16.531	251	300	420	185	320	440
160	225	10	10	33	**735 104 267**	23.713	281	350	475	220	370	495
200	280	10	10	33	**735 104 269**	39.186	316	410	550	265	430	570
225	315	10	10	33	**735 104 270**	44.782	316	400	550	245	420	570

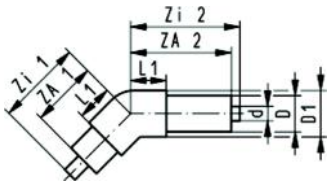

CONTAIN-IT Plus Elbow 45° PVDF/PE100
Connections for butt fusion

d (mm)	D (mm)	PN (bar)	PN (Outer Pipe) (bar)	SDR	Code	Weight (kg)	D1 (mm)	ZA 1 (mm)	ZA 2 (mm)	L1 (mm)	Zi 1 (mm)	Zi 2 (mm)
20	50	16	16	21	**735 154 206**	0.444	66	105	175	56	125	195
25	50	16	16	21	**735 154 207**	0.453	66	105	175	56	125	195
32	63	16	16	21	**735 154 208**	0.770	81	120	190	63	140	210
40	75	16	16	21	**735 154 209**	1.333	97	145	225	71	165	245
50	90	16	10	21	**735 154 210**	1.736	115	170	260	91	190	280
63	110	16	10	21	**735 154 211**	2.110	140	210	310	112	230	330
75	125	16	10	21	**735 154 212**	4.380	161	225	330	119	245	350
90	140	16	10	21	**735 154 213**	7.206	196	265	375	135	285	395
110	160	16	10	21	**735 154 214**	7.729	196	275	390	135	295	410
125	180	10	10	33	**735 154 265**	9.947	234	295	415	144	315	435
140	200	10	10	33	**735 154 266**	11.539	251	300	420	170	320	440
160	225	10	10	33	**735 154 267**	14.720	281	350	475	205	370	495
200	280	10	10	33	**735 154 269**	24.697	316	410	550	215	430	570
225	315	10	10	33	**735 154 270**	27.577	316	400	550	245	420	570

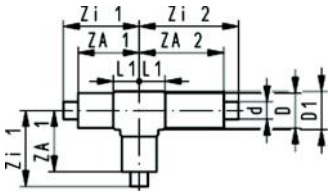

CONTAIN-IT Plus T90° equal PVDF/PE100
Connections for butt fusion

- T 45° on request

d (mm)	D (mm)	PN (bar)	PN (Outer Pipe) (bar)	SDR	Code	Weight (kg)	D1 (mm)	ZA 1 (mm)	ZA 2 (mm)	L1 (mm)	Zi 1 (mm)	Zi 2 (mm)
20	50	16	16	21	**735 204 206**	0.405	51	105	175	40	125	195
25	50	16	16	21	**735 204 207**	0.406	51	105	175	40	125	195
32	63	16	16	21	**735 204 208**	0.743	64	120	190	48	140	210
40	75	16	16	21	**735 204 209**	1.218	76	145	225	60	165	245
50	90	16	10	21	**735 204 210**	1.682	91	170	260	66	190	280
63	110	16	10	21	**735 204 211**	2.817	111	210	310	77	230	330
75	125	16	10	21	**735 204 212**	4.091	126	225	330	87	245	350
90	140	16	10	21	**735 204 213**	6.199	161	265	375	107	285	395
110	160	16	10	21	**735 204 214**	7.655	161	275	390	107	295	410
125	180	10	10	33	**735 204 265**	9.486	181	295	415	171	315	435
140	200	10	10	33	**735 204 266**	14.239	251	300	420	185	320	440
160	225	10	10	33	**735 204 267**	20.320	281	350	475	220	370	495
200	280	10	10	33	**735 204 269**	34.430	316	410	550	240	430	570
225	315	10	10	33	**735 204 270**	38.547	316	400	550	240	420	570

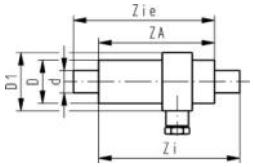

CONTAIN-IT Plus Termination fitting PVDF/PE100
Connections for butt fusion

- Sealing in body EPDM

d (mm)	D (mm)	PN (bar)	PN (Outer Pipe) (bar)	SDR	Code	Weight (kg)	D1 (mm)	Za (mm)	Zi (mm)	Zie (mm)
20	50	16	16	21	**735 964 206**	0.285	70	175	195	195
25	50	16	16	21	**735 964 207**	0.289	70	175	195	195
32	63	16	16	21	**735 964 208**	0.422	80	185	205	205
40	75	16	16	21	**735 964 209**	0.586	90	205	225	225
50	90	16	10	21	**735 964 210**	0.920	110	250	270	270
63	110	16	10	21	**735 964 211**	1.339	130	270	290	290
75	125	16	10	21	**735 964 212**	1.743	140	290	310	310
90	140	16	10	21	**735 964 213**	2.348	160	310	330	330
110	160	16	10	21	**735 964 214**	2.814	170	330	350	350
125	180	10	10	33	**735 964 265**	3.659	190	345	365	365
140	200	10	10	33	**735 964 266**	4.657	210	360	380	380
160	225	10	10	33	**735 964 267**	6.353	230	390	410	410
200	280	10	10	33	**735 964 269**	9.438	280	375	395	395
225	315	10	10	33	**735 964 270**	12.895	315	430	450	450

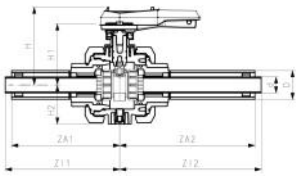

CONTAIN-IT Plus Ball valve type 546 Pro PVDF/PE100
Connections for butt fusion

Model:

- Manual operated
- Manual override with ratchet setting
- Pneumatic or electric actuator available separately
- Protective housing PVC-U PN6 / sealing according to inner pipe
- For easy installation and removal

d (mm)	D (mm)	PN (bar)	PN (Outer Pipe) (bar)	SDR	FKM Code	Weight (kg)
20	50	16	6	21	**735 239 226**	4.500
25	50	16	6	21	**735 239 227**	7.000
32	63	16	6	21	**735 239 228**	7.300
40	75	16	6	21	**735 239 229**	9.800
50	90	16	6	21	**735 239 230**	11.800
63	110	16	6	21	**735 239 231**	13.200

d (mm)	ZA 1 (mm)	ZA 2 (mm)	Zi 1 (mm)	Zi 2 (mm)	H (mm)	H1 (mm)	H2 (mm)
20	255	330	275	350	222	182	85
25	255	330	275	350	222	182	85
32	275	355	295	375	234	194	105
40	325	410	345	430	244	210	123
50	340	425	360	445	244	210	123
63	350	480	370	500	244	210	123

Mechanical Connections

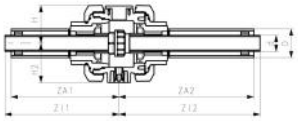

CONTAIN-IT Plus Mechanical connection PVDF/PE100
Connections for butt fusion

Model:

- Protective housing PVC-U PN6 / sealing according to inner pipe
- With union PVDF
- For easy installation and removal

d (mm)	D (mm)	PN (bar)	PN (Outer Pipe) (bar)	SDR	FKM Code	Weight (kg)	ZA 1 (mm)	ZA 2 (mm)	Zi 1 (mm)	Zi 2 (mm)	H (mm)	H2 (mm)
20	50	16	6	21	**735 240 226**	4.014	255	330	275	350	92	85
25	50	16	6	21	**735 240 227**	4.021	255	330	275	350	92	85
32	63	16	6	21	**735 240 228**	6.211	275	355	295	375	104	105
40	75	16	6	21	**735 240 229**	10.162	325	410	345	430	119	123
50	90	16	6	21	**735 240 230**	10.375	340	425	360	445	119	123
63	110	16	6	21	**735 240 231**	10.382	350	480	370	500	119	123

Inner pipes and reducer

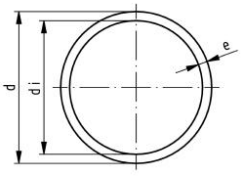

SYGEF Standard pipe SDR21/PN16

Model:

- Material: PVDF
- Lenght: 5 m units

Inflation surcharges for pipes are possible, they follow the current purchase of materials price.

* SYGEF Plus (PVDF-HP)

d (mm)	DN (mm)	SDR	PN (bar)	FM	Code	Weight (kg/m)	e (mm)	di (mm)
16	10	21	16	SF	**175 480 202**	0.171	1.9	12.2
20	15	21	16	BCF, IR	**175 480 203**	0.210	1.9	16.2
25	20	21	16	BCF, IR	**175 480 204**	0.269	1.9	21.2
32	25	21	16	BCF, IR	**175 480 205**	0.435	2.4	27.2
40	32	21	16	BCF, IR	**175 480 206**	0.563	2.4	35.2
50	40	21	16	BCF, IR	**175 480 207**	0.850	3.0	44.0
63	50	21	16	BCF, IR	**175 480 208**	1.090	3.0	57.0
75	65	21	16	BCF, IR	**175 480 209**	1.550	3.6	67.8
90	80	21	16	BCF, IR	**175 480 210**	2.230	4.3	81.4
110	100	21	16	BCF, IR	**175 480 211**	3.330	5.3	99.4

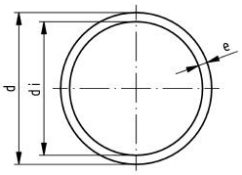

SYGEF Standard pipe SDR33/PN10

Model:

- Material: PVDF
- Lenght: 5 m units

Inflation surcharges for pipes are possible, they follow the current purchase of materials price.

d (mm)	DN (mm)	SDR	PN (bar)	FM	Code	Weight (kg/m)	e (mm)	di (mm)
125	100	33	10	IR	**175 480 667**	2.840	3.9	117.2
140	125	33	10	IR	**175 480 673**	3.520	4.3	131.4
160	150	33	10	IR	**175 480 668**	4.540	4.9	150.2
200	200	33	10	IR	**175 480 669**	7.190	6.2	187.6
225	200	33	10	IR	**175 480 670**	8.950	6.9	211.2
250	250	33	10	IR	**175 480 671**	11.100	7.7	234.6
280	250	33	10	IR	**175 480 656**	13.900	8.6	262.8
315	300	33	10	IR	**175 480 674**	17.600	9.7	295.6

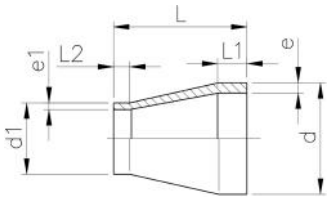

SYGEF Standard reducer SDR21/PN16

Model:

- Material: PVDF

d - d1 (mm)	SDR	PN (bar)	FM	Code	Weight (kg)	e (mm)	e1 (mm)	L (mm)	L1 (mm)	L2 (mm)
25 - 20	21	16	BCF, IR	**735 908 637**	0.013	1.9	1.9	50	22	22
32 - 20	21	16	BCF, IR	**735 908 642**	0.019	2.4	1.9	50	22	22
32 - 25	21	16	BCF, IR	**735 908 641**	0.019	2.4	1.9	50	22	22
40 - 20	21	16	BCF, IR	**735 908 648**	0.025	2.4	1.9	58	22	24
40 - 25	21	16	BCF, IR	**735 908 647**	0.025	2.4	1.9	55	22	24
40 - 32	21	16	BCF, IR	**735 908 646**	0.028	2.4	2.4	55	22	24
50 - 25	21	16	BCF, IR	**735 908 654**	0.040	3.0	1.9	60	22	25
50 - 32	21	16	BCF, IR	**735 908 653**	0.043	3.0	2.4	60	22	25
50 - 40	21	16	BCF, IR	**735 908 652**	0.046	3.0	2.4	60	22	25
63 - 32	21	16	BCF, IR	**735 908 660**	0.059	3.0	2.4	65	22	25

table continued on the next page

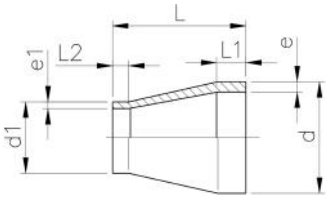

d - d1 (mm)	SDR	PN (bar)	FM	Code	Weight (kg)	e (mm)	e1 (mm)	L (mm)	L1 (mm)	L2 (mm)
63 - 40	21	16	BCF, IR	**735 908 659**	0.062	3.0	2.4	65	22	25
63 - 50	21	16	BCF, IR	**735 908 658**	0.070	3.0	3.0	65	22	25
75 - 40	21	16	BCF, IR	**735 908 666**	0.086	3.6	2.4	68	24	25
75 - 50	21	16	BCF, IR	**735 908 665**	0.091	3.6	3.0	65	24	25
75 - 63	21	16	BCF, IR	**735 908 664**	0.095	3.6	3.0	65	24	25
90 - 63	21	16	BCF, IR	**735 908 671**	0.138	4.3	3.0	75	25	30
90 - 75	21	16	BCF, IR	**735 908 670**	0.153	4.3	3.6	75	25	35
110 - 63	21	16	BCF, IR	**735 908 678**	0.257	5.3	3.0	90	30	30
110 - 75	21	16	BCF, IR	**735 908 677**	0.213	5.3	3.6	90	30	35
110 - 90	21	16	BCF, IR	**735 908 676**	0.265	5.3	4.3	90	30	35
140 - 110	21	16	IR	**735 908 685**	0.450	6.7	5.3	110	40	40
160 - 110	21	16	IR	**735 908 690**	0.650	7.7	5.3	160	40	40
160 - 140	21	16	IR	**735 908 688**	0.450	7.7	6.7	120	40	40
200 - 160	21	16	IR	**735 908 692**	1.340	9.6	7.7	120	40	35
225 - 110	21	16	IR	**735 908 695**	1.540	10.8	5.3	160	50	40
225 - 160	21	16	IR	**735 908 696**	1.730	10.8	7.7	160	50	40
225 - 200	21	16	IR	**735 908 697**	1.980	10.8	9.6	160	55	50

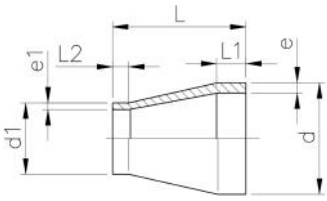

SYGEF Standard reducer SDR33/PN10

Model:

- Material: PVDF

d - d1 (mm)	SDR	PN (bar)	FM	Code	Weight (kg)	e (mm)	e1 (mm)	L (mm)	L1 (mm)	L2 (mm)
90 - 63	33 - 21	10	BCF, IR	**735 908 551**	0.124	2.8	3.0	75	25	30
110 - 63	33 - 21	10	BCF, IR	**735 908 553**	0.196	3.4	3.0	90	30	30
110 - 90	33 - 33	10	BCF, IR	**735 908 555**	0.179	3.4	2.8	90	30	35
125 - 110	33 - 21	10	IR	**735 908 580**	0.270	3.9	5.3	100	35	40
140 - 110	33 - 21	10	IR	**735 908 585**	0.385	4.3	5.3	110	40	40
140 - 125	33 - 33	10	IR	**735 908 584**	0.340	4.3	3.9	110	40	40
160 - 110	33 - 33	10	IR	**735 908 561**	0.480	4.9	3.4	120	40	40
160 - 110	33 - 21	10	IR	**735 908 590**	0.573	4.9	5.3	120	40	40
160 - 140	33 - 33	10	IR	**735 908 588**	0.568	4.9	4.3	120	40	40
200 - 160	33 - 33	10	IR	**735 908 592**	0.830	6.2	4.9	145	50	40
225 - 110	33 - 33	10	IR	**735 908 566**	1.120	6.9	3.4	160	55	35
225 - 110	33 - 21	10	IR	**735 908 595**	0.940	6.9	5.3	160	55	35
225 - 160	33 - 33	10	IR	**735 908 596**	1.140	6.9	4.9	160	55	40
225 - 200	33 - 33	10	IR	**735 908 597**	1.200	6.9	6.2	160	55	50

ECTFE/PE100 - IR Fusion

Fittings

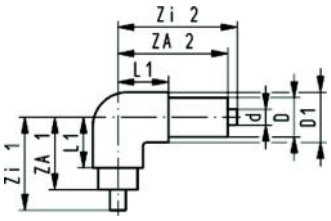

CONTAIN-IT Plus Elbow 90° ECTFE/PE100
Connections for infrared fusion

d (mm)	D (mm)	PN (bar)	PN (Outer Pipe) (bar)	SDR	Code	Weight (kg)	D1 (mm)	ZA 1 (mm)	ZA 2 (mm)	L1 (mm)	Zi 1 (mm)	Zi 2 (mm)
20	50	10	16	21	**737 104 206**	0.447	66	105	175	71	125	195
25	50	10	16	21	**737 104 207**	0.460	66	105	175	71	125	195
32	63	10	16	21	**737 104 208**	0.775	81	120	190	81	140	210
40	75	10	16	21	**737 104 209**	1.222	97	145	225	94	165	245
50	90	10	10	21	**737 104 210**	1.869	118	170	260	122	190	280
63	110	10	10	21	**737 104 211**	3.050	139	210	310	147	230	330
75	125	10	10	21	**737 104 212**	4.564	161	225	330	155	245	350
90	140	10	10	21	**737 104 213**	8.468	196	265	375	191	285	395
110	160	10	10	21	**737 104 214**	8.943	196	275	390	191	295	410

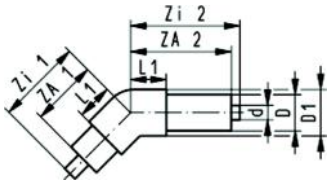

CONTAIN-IT Plus Elbow 45° ECTFE/PE100
Connections for infrared fusion

d (mm)	D (mm)	PN (bar)	PN (Outer Pipe) (bar)	SDR	Code	Weight (kg)	D1 (mm)	ZA 1 (mm)	ZA 2 (mm)	L1 (mm)	Zi 1 (mm)	Zi 2 (mm)
20	50	10	16	21	**737 154 206**	0.421	66	105	175	56	125	195
25	50	10	16	21	**737 154 207**	0.423	66	105	175	56	125	195
32	63	10	16	21	**737 154 208**	0.719	81	120	190	63	140	210
40	75	10	16	21	**737 154 209**	1.218	97	145	225	71	165	245
50	90	10	10	21	**737 154 210**	1.601	115	170	260	91	190	280
63	110	10	10	21	**737 154 211**	1.908	140	210	310	112	230	330
75	125	10	10	21	**737 154 212**	4.073	161	225	330	119	245	350
90	140	10	10	21	**737 154 213**	6.724	196	265	375	135	285	395
110	160	10	10	21	**737 154 214**	6.958	196	275	390	135	295	410

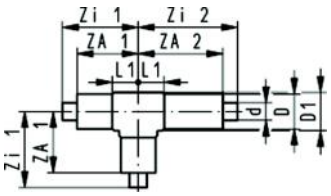

CONTAIN-IT Plus T90° equal ECTFE/PE100
Connections for infrared fusion

- T 45° on request

d (mm)	D (mm)	PN (bar)	PN (Outer Pipe) (bar)	SDR	Code	Weight (kg)	D1 (mm)	ZA 1 (mm)	ZA 2 (mm)	L1 (mm)	Zi 1 (mm)	Zi 2 (mm)
20	50	10	16	21	**737 204 206**	0.378	51	105	175	40	125	195
25	50	10	16	21	**737 204 207**	0.386	51	105	175	40	125	195
32	63	10	16	21	**737 204 208**	0.683	64	120	190	48	140	210
40	75	10	16	21	**737 204 209**	1.130	76	145	225	60	165	245
50	90	10	10	21	**737 204 210**	1.524	91	170	260	66	190	280
63	110	10	10	21	**737 204 211**	2.560	111	210	310	77	230	330
75	125	10	10	21	**737 204 212**	3.721	126	225	330	87	245	350
90	140	10	10	21	**737 204 213**	5.607	161	265	375	107	285	395
110	160	10	10	21	**737 204 214**	6.685	161	275	390	107	295	410

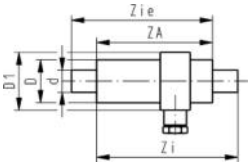

CONTAIN-IT Plus Termination fitting ECTFE/PE100
Connections for infrared fusion

- Sealing in body EPDM

d (mm)	D (mm)	PN (bar)	PN (Outer Pipe) (bar)	SDR	Code	Weight (kg)	D1 (mm)	Za (mm)	Zi (mm)	Zie (mm)
20	50	10	16	21	**737 964 206**	0.283	70	175	195	195
25	50	10	16	21	**737 964 207**	0.286	70	175	195	195
32	63	10	16	21	**737 964 208**	0.417	80	185	205	205
40	75	10	16	21	**737 964 209**	0.579	90	205	225	225
50	90	10	10	21	**737 964 210**	0.907	110	250	270	270
63	110	10	10	21	**737 964 211**	1.321	130	270	290	290
75	125	10	10	21	**737 964 212**	1.718	140	290	310	310
90	140	10	10	21	**737 964 213**	2.313	160	310	330	330
110	160	10	10	21	**737 964 214**	2.590	170	330	350	350

Mechanical Connections

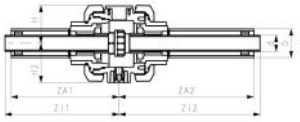

CONTAIN-IT Plus Mechanical connection ECTFE/PE100
Connections for infrared fusion

Model:

- Protective housing PVC-U PN6 / sealing according to inner pipe
- with union ECTFE
- For easy installation and removal

d (mm)	D (mm)	PN (bar)	PN (Outer Pipe) (bar)	SDR	FKM Code	Weight (kg)	ZA 1 (mm)	ZA 2 (mm)	Zi 1 (mm)	Zi 2 (mm)	H (mm)	H2 (mm)
20	50	10	6	21	**737 240 206**	4.341	255	330	275	350	92	85
25	50	10	6	21	**737 240 207**	4.001	255	330	275	350	92	85
32	63	10	6	21	**737 240 208**	6.177	275	355	295	375	104	105
40	75	10	6	21	**737 240 209**	10.115	325	410	345	430	119	123
50	90	10	6	21	**737 240 210**	10.231	340	425	360	445	119	123
63	110	10	6	21	**737 240 211**	10.371	350	480	370	500	119	123

Inner pipes and reducer

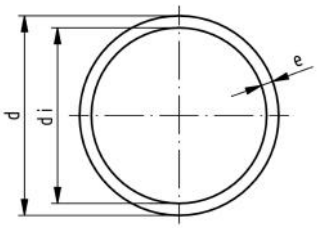

SYGEF ECTFE Pipe SDR21/PN10

Model:

- Material: ECTFE
- Length: Lengths of 5 m

d (mm)	DN (mm)	SDR	PN (bar)	FM	Code	Weight (kg)	e (mm)	di (mm)
20	15	21	10	IR	**177 480 106**	0.182	1.9	16.2
25	20	21	10	IR	**177 480 107**	0.232	1.9	21.2
32	25	21	10	IR	**177 480 108**	0.375	2.4	27.2
40	32	21	10	IR	**177 480 109**	0.476	2.4	35.2
50	40	21	10	IR	**177 480 110**	0.744	3.0	44.0
63	50	21	10	IR	**177 480 111**	0.950	3.0	57.0
75	65	21	10	IR	**177 480 112**	1.357	3.6	67.8
90	80	21	10	IR	**177 480 113**	1.945	4.3	81.4
110	100	21	10	IR	**177 480 114**	2.929	5.3	99.4

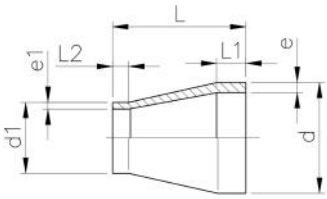

SYGEF ECTFE Reducer SDR21/PN10

Model:

- Material: ECTFE

d - d1 (mm)	SDR	PN (bar)	FM	Code	Weight (kg)	e (mm)	e1 (mm)	L (mm)	L1 (mm)	L2 (mm)
25 - 20	21	10	IR	**737 908 107**	0.013	1.9	1.9	50	22	22
32 - 20	21	10	IR	**737 908 108**	0.016	2.4	1.9	50	22	22
32 - 25	21	10	IR	**737 908 118**	0.017	2.4	1.9	50	22	22
40 - 20	21	10	IR	**737 908 109**	0.023	2.4	1.9	58	22	24
40 - 25	21	10	IR	**737 908 119**	0.022	2.4	1.9	55	22	24
40 - 32	21	10	IR	**737 908 129**	0.026	2.4	2.4	55	22	24
50 - 25	21	10	IR	**737 908 110**	0.034	3.0	1.9	60	22	25
50 - 32	21	10	IR	**737 908 120**	0.040	3.0	2.4	60	22	25
50 - 40	21	10	IR	**737 908 130**	0.039	3.0	2.4	60	22	25
63 - 32	21	10	IR	**737 908 111**	0.050	3.0	2.4	65	22	25
63 - 40	21	10	IR	**737 908 121**	0.052	3.0	2.4	65	22	25
63 - 50	21	10	IR	**737 908 131**	0.059	3.0	3.0	65	22	25
75 - 40	21	10	IR	**737 908 112**	0.078	3.6	2.4	68	24	25
75 - 50	21	10	IR	**737 908 122**	0.078	3.6	3.0	65	24	25
75 - 63	21	10	IR	**737 908 132**	0.082	3.6	3.0	65	24	25
90 - 63	21	10	IR	**737 908 113**	0.123	4.3	3.0	75	25	30
90 - 75	21	10	IR	**737 908 123**	0.136	4.3	3.6	75	25	35
110 - 63	21	10	IR	**737 908 114**	0.218	5.3	3.0	90	30	30
110 - 75	21	10	IR	**737 908 124**	0.224	5.3	3.6	90	30	35
110 - 90	21	10	IR	**737 908 134**	0.242	5.3	4.3	90	30	35

Automation - Ball valve

Pneumatic actuators

Type PA11 / PA21

Pneumatic actuator type PA11/PA21
Fail safe to close (FC)

Inch (inch)	Type	DN-DN (mm)	Code	SP	Weight (kg)
1 ¼ - 2	PA 21 FC	32 - 50	**198 150 130**	2	1.445

Pneumatic actuator type PA11/PA21
Fail safe to open (FO)

Inch (inch)	Type	DN-DN (mm)	Code	SP	Weight (kg)
1 ¼ - 2	PA 21 FO	32 - 50	**198 150 131**	1	1.419

Pneumatic actuator type PA11/PA21
Double action (DA)

Inch (inch)	Type	DN-DN (mm)	Code	SP	Weight (kg)
1 ¼ - 2	PA 21 DA	32 - 50	**198 150 132**	1	0.995

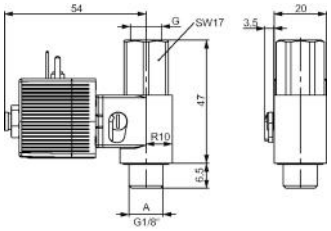

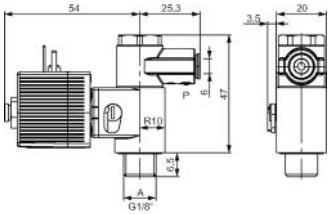

Solenoid pilot valve type PV94
3/2-ways for single acting actuators

- For direct installation on single acting pneumatic actuators (FC/FO)
- Hollow screw
- Circuit function C: FC, closed in rest position
- Port A: G1/8 actuator connection
- Port P: compressed air
- Valve material: polyamid/brass
- IP 65 with socket connector
- Incl. reducer G 1/4 - G 1/8

DN (mm)	PN (bar)	kv-value (Δp=1 bar) (l/min)	Druckluftan-schluss P	Voltage	Cable plug form	NBR Code	SP	Weight (kg)
1.2	10	48	push-in 6mm	230 V, 50-60 Hz	B	**199 190 571**	1	0.133
1.2	10	48	G 1/8	230 V, 50-60 Hz	B	**199 190 572**	1	0.126
1.2	10	48	push-in 6mm	24 V DC	B	**199 190 573**	1	0.130
1.2	10	48	G 1/8	24 V DC	B	**199 190 574**	1	0.187

Limit switch box with 2 switches for pneumatic actuators type PA11-PA90

- Including namur mounting flange
- NPN and PNP with luminous diode

Voltage	Code	Contacts	Switch type	Art.No.
250 V ~/10 A	**199 190 282**	AgNi	Cherry	D44X
10...30 V/ 0.1 A	**199 190 283**	NPN	Pepperl+Fuchs	NBB2-V3-E0
10...30 V/ 0.1 A	**199 190 284**	PNP	Pepperl+Fuchs	NBB2-V3-E2
5-15 V	**199 190 285**	Eexi (Namur)	Pepperl+Fuchs	NJ2-V3-N
250 V ~/5 A	**199 190 286**	Eexd	Bartec	07-1511-1530
30 V =/ 1-100 mA	**199 190 287**	Au	Cherry	D41X

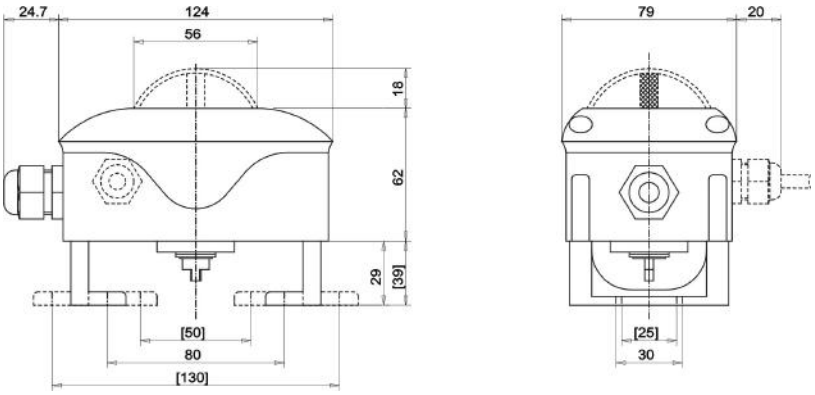

Electric actuators

Type EA15/EA25

Electric actuator type EA15/25/45/120/250

Model:

- Heating element, position feedback (Open/Close/ Middle)
- All: Adjustable heater and 7-segment error LED included
- EA15: control and position feedback open/close
- EA25 - 250: control open/close/middle; positon feedback open/close/middle ready to operate
- cUL E247458

Option:

- All: fail-safe return unit; EA25 - 250: monitoring board, positioner, profibus DP board

*with adapter 198 000 587 F05 / WS 11, 198 204 057 F05 / WS 14

Type of actuator	Voltage	Torque nominal	Torque maximal	Interfaces	Code
EA15	100-230V AC	10 Nm	20 Nm	F05* (WS 11/14)	**198 153 180**
EA15	24V AC/DC	10 Nm	20 Nm	F05* (WS 11/14)	**198 153 181**
EA25	100-230V AC	10 Nm	25 Nm	F05* (WS 11/14)	**198 153 182**
EA25	24V AC/DC	10 Nm	25 Nm	F05* (WS 11/14)	**198 153 183**

Type of actuator	H1 (mm)	H2 (mm)	L1 (mm)	L2 (mm)	L3 (mm)	L4 (mm)	L5 (mm)	L6 (mm)	L7 (mm)	L8 (mm)	L9 (mm)
EA15	137	158	122	83.0	77	64.3	122	16	49		33
EA15	137	158	122	83.0	77	64.3	122	16	49		33
EA25	167	188	150	82.5	107	64.3	122	16	49	33	33
EA25	167	188	150	82.5	107	64.3	122	16	49	33	33

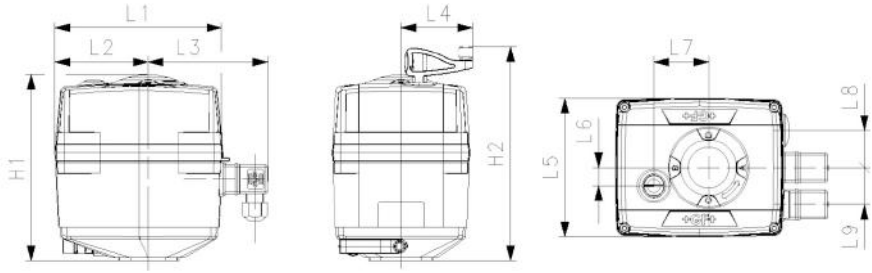

Electric actuator smart type dEA25/45/120/250

Model:

- Connectivity via NFC and Wi-Fi Direct ensuring control, identification and visibility without opening the case
- Most relevant asset data visualized in the app
- Connection and control via app possible
- LED stripe for visual open/close 360° feedback
- Heating element, position feedback (Open/Close/ Middle)
- All: Adjustable heater and 7-segment error LED included
- EA25 - 250: control open/close/middle; positon feedback open/close/middle ready to operate

Option:

- All: fail-safe return unit

*with adapter 198 000 587 F05 / WS 11, 198 204 057 F05 / WS 14

Accessories: Accessory for electric actuators type EA15/25/45/120/250

Type of actuator	Voltage	Torque nominal	Torque maximal	Interfaces	Code
dEA25	100 -230V AC	10 Nm	25 Nm	F05* (WS 11/14)	**198 153 192**
dEA25	24V AC/DC	10 Nm	25 Nm	F05* (WS 11/14)	**198 153 193**

Type of actuator	H1 (mm)	H2 (mm)	L1 (mm)	L2 (mm)	L3 (mm)	L4 (mm)	L5 (mm)	L6 (mm)	L7 (mm)	L8 (mm)	L9 (mm)
dEA25	167	188	150	82.5	107	64.3	122	16	49	33	33
dEA25	167	188	150	82.5	107	64.3	122	16	49	33	33

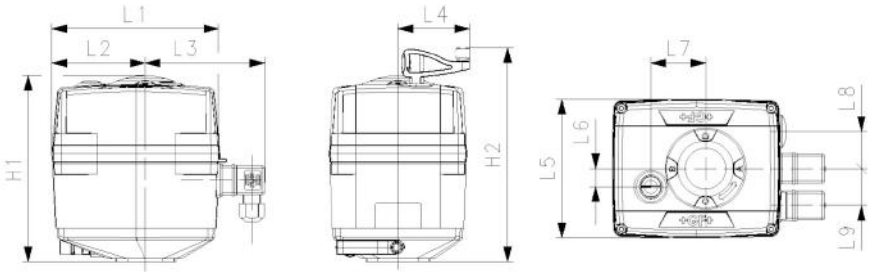

Actuator - Extension set

CONTAIN-IT Plus Adaptor set

Model:

- To upgrade the CONTAIN-IT Plus ball valve 546 with actuators

Code	SP	Weight (kg)
700 238 796	1	0.192

Machines

Infrared Fusion Machines

IR-63 Plus Fusion Machine

Model:

- Fully-equipped manually operated infrared fusion machine with integrated remote welding unit
- Welding of PVDF SYGEF (Standard/Plus), ECTFE SYGEF, PP-H PROGEF (Standard/Plus), PP-n PROGEF Natural, PE100 ecoFIT, PFA, IR PVC-U
- Dimensions d20-63 mm
- Monochrome display with icons and various languages
- 2 USB interfaces
- Heating and facing element
- Clamping slide with movable clamping units
- Clamping inserts d20-63 mm (8 pcs. per dimension)
- End caps PE d20-63 mm (4 pcs. per dimension)
- Pipe stop
- Clean-room compatible accessory tray with tools
- Transport box
- 1-phase AC (50/60 Hz) 230V L/N/PE
- Power supply cable 230 V
- Extension cable for clamping slide, heater and facing tool for remote welding (5m each)
- Label printer

Note:

Clamping inserts PFA (inch) on request

d-d (mm)	Code	SP	Weight (kg)
20 - 63	**790 131 005**	1	60.000

CONTAIN-IT Plus Clamping inserts IR-63 Plus

- The clamping inserts are different for each dimension. They are used to clamp and position the pipe components.
- 4x CONTAIN-IT Plus clamping inserts are needed for the two inner clamping devices.

d (mm)	D (mm)	Code	Weight (kg)	Pieces
20	50	**790 131 090**	0.060	1
25	50	**790 131 091**	0.060	1
32	63	**790 131 092**	0.060	1
40	75	**790 131 093**	0.050	1

IR-110 Plus Fusion Machine

Model:

- Fully-equipped manually operated infrared fusion machine for use under clean room conditions
- Welding of PVDF SYGEF (Standard/Plus), ECTFE SYGEF, PP-H PROGEF (Standard/Plus), PP-n PROGEF Natural, PE100 ecoFIT, PFA, IR PVC-U
- Dimensions d20-110 mm
- Monochrome display with icons and various languages
- 2 USB interfaces
- Heating and facing element
- Clamping slide with movable clamping units
- Clamping inserts d20-90 mm (8 pcs. per dimension)
- End caps PE d20-110 mm (4 pcs. per dimension)
- Pipe stop
- Clean-room compatible accessory tray with tools
- Transport box with integrated pallet
- 1-phase AC (50/60 Hz) 230V L/N/PE
- Power supply cable 230V
- Label printer

Note:

Clamping inserts PFA (inch) on request

d-d (mm)	Code	Weight (kg)
20 - 110	**790 132 001**	75.000

CONTAIN-IT Plus Clamping inserts IR-110 Plus

- The clamping inserts are different for each dimension. They are used to clamp and position the pipe components.
- 4x CONTAIN-IT Plus clamping inserts are needed for the two inner clamping devices.

d (mm)	D (mm)	Code	Weight (kg)	Pieces
20	50	**790 132 190**	0.100	1
25	50	**790 132 191**	0.130	1
32	63	**790 132 192**	0.120	1
40	75	**790 132 193**	0.120	1
50	90	**790 132 194**	0.110	1

IR-225 Plus Fusion Machine

Model:

- Fully-equipped manually operated infrared fusion machine with integrated working table for use under clean room conditions
- Welding of PVDF SYGEF (Standard/Plus), ECTFE SYGEF, PP-H PROGEF (Standard/Plus), PP-n PROGEF Natural, PE100 ecoFIT
- Dimensions d63-225 mm
- Monochrome display with icons and various languages
- 2 USB interfaces
- Heating and facing element
- Clamping slide with movable clamping units
- Cooling fan
- Clamping inserts d63-225 mm (8 pcs. per dimension)
- End caps PE d63-225 mm (4 pcs. per dimension)
- Pipe stop
- Transport box with integrated pallet (stainless steel)
- 1-phase AC (50/60 Hz) 230V L/N/PE or 3-phase AC (50/60 Hz) 400V/230VL1/L2/L3/N/PE
- Connecting cable 400V - 230V
- Additional tools
- Label printer

d-d (mm)	Code	Weight (kg)
63 - 225	**790 133 009**	453.000

CONTAIN-IT Plus Clamping inserts IR-225 Plus

- The clamping inserts are different for each dimension. They are used to clamp and position the pipe components.
- 4x CONTAIN-IT Plus clamping inserts are needed for the two inner clamping devices.

d (mm)	D (mm)	Code	Weight (kg)	Pieces
63	110	**790 133 090**	0.730	1
75	125	**790 133 091**	0.700	1
90	140	**790 133 092**	0.600	1
110	160	**790 133 093**	0.620	1
125	180	**790 133 094**	0.580	1

Butt and Socket Fusion Machines

MSE 63/MSE 110 MSE socket fusion tool

Note:
For fusion jointing of PP, PE and PVDF pipes and fittings.Size range d 16 - 110 mm

Code	Weight (kg)
790 105 081	1.700
790 105 096	2.075
790 105 082	1.800
790 105 083	3.200
790 105 084	3.200
790 105 126	3.200

SG 160
Combined butt and socket fusion machine for industrial applications

Mobile, very compact and universal plastic fusion machine for PP, PE and PVDF pipes and fittings for use in the workshop and on job sites.
Butt fusion d 32 - 160 mm, all pressure ratings up to PE/PP SDR 11; PVDF SDR 21.
Socket fusion d 16 - 110 mm

Base machine

- high precision, distortion-free and robust machine base
- handwheel for easy moving of machine carriage
- exact pressure adjustment via direct load transfer
- hardened, hard-chrome plated guide shafts for extreme loads
- handle for safe transport of machine
- All clamping possibilities for base clamping plates, pipe supports, back stop and prismatic clamping devices.

Planer

- planing device made of light cast aluminium
- optimised cutting geometry for even and chatter-free planing
- powerful parallel planer, swivels in and out for single or double-sided facing of pipe ends 620 W
- integrated pick up for easy mounting of calibration tools for machining of pipe ends in socket fusion

Heater

- high-performance and precision heater with electronic temperature control 1500 W
- high accuracy of +/- 4C over the entire heating surface
- heater temperature can be set exactly with digital LCD
- high quality, non-stick, easy to change PTFE fabric

Additional standard equipment on the basic model

- V-shaped pipe supports d 16 - 160 mm for fittings
- timer to clock fusion times
- tool set specified to machine
- Including transport packaging, without accessories

d-d (mm)	Performance	Code	Weight (kg)
16 - 160	230 V/2200 W	**790 103 004**	223.000

COMBI MD 160/JIG 125 Compact machine for fusion of PE and PP pipes and fittings

- One single base machine with 2 different specific clamping units and the complete components set for quick set-up for butt fusion (**MD 160** configuration) and socket fusion (**JIG 125** configuration) jointing
- Provided with special transport box for easy transportation of all machine components
- Including machine specific tool set

Performance	Code	Weight (kg)
230 V/2500 W	**790 109 004**	97.000
115 V/2500 W	**790 109 005**	97.000

MC 110
Portable butt fusion machine

- Portable butt fusion machine for use in the workshop and on job sites. For fusion jointing of PP and PE pipes and fittings as well as prefabrication of segments in the size range d 20 - 110 mm and up to SDR 11.
- For dimensions d20,25 mm the alignment tolerances between pipes are very tight, so they can be influenced by pipes and operating conditions.
- Machine MC 110 complete includes: machine mounting, base machine, 2 base clamping plates (wide), base clamping plate (left narrow) , table clamp and transport box. Depending on the configuration chosen, the planer can be electrically or manually operated, and the heater can be electronic or thermostatic controlled.
- Including transport packaging, without accessories

Type	d-d (mm)	Performance	Code	Weight (kg)
MC 110 with electric planer, electronic heater	20 - 110	230V/1360W	**790 109 347**	31.000
MC 110 with electric planer, thermostatic heater	20 - 110	230V/1360W	**790 109 303**	31.000
MC 110 with electric planer, thermostatic heater	20 - 110	115V/1360W	**790 109 321**	31.000
MC 110 with manual planer, thermostatic heater	20 - 110	230V/800W	**790 109 301**	28.000

IM 160
Butt fusion machine for industrial applications

- Butt fusion machine for PP, PE, PB and PVDF pipes and fittings for industrial applications with pressure piping systems.
- Compact and sturdy design for use in the workshop and on jobsites.
- Designed to provide the highest flexibility to adapt to different sizes or shapes of fittings.
- Dimensional range: d32 - 160 mm, from SDR 41 up to SDR 11 with PE, PP d160 mm.
- **BASE MACHINE**
- High precision, distortion-free and robust machine base
- Handwheel for easy moving of machine carriage
- Exact pressure adjustment via direct spring load transfer
- Fast-locking base clamping plates, right and left, d 160 mm
- Weight (including planer and heater): 53 kg
- **PLANER**
- Load transfer via robust chain drive
- Optimized cutting geometry for even and chatter-free planing
- Swivel mounted for ergonomic handling
- Mechanical stop to provide single sided planing and defined facing depth
- **HEATER**
- High performance, electronically controlled heating element
- High accuracy of +/- 4°C over the entire heating surface
- High quality, non-stick PTFE coating
- Metal sheet cover to protect the heating plate in idle position
- The heating element can be used as manual fusion tool
- **ADDITIONAL STANDARD EQUIPMENT**
- Complete reduction clamping inserts set d 32 - 140 mm
- V-shaped pipe support with inserts d 32 - 140 mm
- Timer to clock fusion times
- Machine specific tool set
- Wooden transport crate, usable as working bench, also available as special version made of coated plywood with aluminium profiles, optmized design for pallet truck handling and storage drawer for reduction inserts and tools

d-d (mm)	Performance	Description	Code	Weight (kg)
32 - 160	230 V/1700 W	Standard transport crate	**790 141 001**	123.000
32 - 160	230 V/1700 W	Special transport crate	**790 141 003**	157.000
32 - 160	115 V/1700 W	Standard transport crate	**790 141 008**	123.000
32 - 160	115 V/1700 W	Special transport crate	**790 141 009**	157.000

IM 315 - D
Butt fusion machine for industrial applications

- Butt fusion machine for PP, PE, PB and PVDF pipes and fittings for industrial applications with pressure piping systems.
- Equipped with a load cell and digital display for easy viewing and precise indication of the welding force.
- Extremely sturdy design for use in the workshop and on job sites.
- Designed to provide the highest flexibility to adapt to different sizes or shapes of fittings.
- Angular jointing provided up to 30° (2x15°) for prefabrication of segmented fittings.
- Dimensional range for straight jointing: d90-315 mm, from SDR 41 up to SDR 11 with PE,PP d315 mm. Limitations in the dimensional range are to be considered for angular jointing, depending on the angle (refer to user's manual).
- 115 V on request!
- **BASE MACHINE**
- High precision, distortion-free and robust machine base
- Integrated swivel tables for angular jointing up to 30° (2x15°)
- Handwheel for easy moving of machine carriage
- Exact pressure adjustment via direct spring load transfer
- Digital display for force indication
- Fusion pressure is maintained with a user friendly fast-locking handle
- Inner left and right clamping elements, for picking up reduction clamping inserts d 90-315 mm, with fast-locking handle
- Optional outer, horizontally removable clamping devices available
- Weight (including planer and heater): 169 kg
- **PLANER**
- Optimized cutting geometry for even and chatter-free planing
- Swivel mounted for ergonomic handling
- Mechanical stop to provide single sided planing and defined facing depth
- Integrated safety switch to prevent unintentional start-up
- Self-locking mechanism in working position
- **HEATER**
- High-performance and precision heater with electronic temperature control (2500W)
- High accuracy of +/- 4°C over the entire heating surface
- High quality, non-stick PTFE coating
- Pull-off mechanism to automatically detach the heating plate from pipe ends
- Metal sheet cover to protect the heating plate in idle position
- Integrated thermometer for fast visual check of plate temperature
- **ADDITIONAL STANDARD EQUIPMENT**
- Reduction clamping inserts set d 90-315 mm
- Pipe supports for picking up reduction supporting inserts d 90-315 mm
- Reduction pipe supporting inserts set d 90-315 mm
- Timer to clock fusion times
- Machine specific tool set

d-d (mm)	Performance	Description	Code	Weight (kg)
90 - 315	230 V / 3500 W	With standard transport crate	**790 143 002**	269.000
90 - 315	230 V / 3500 W	With special transport crate	**790 143 004**	366.000

CNC 4.0 160 - 250 - 315
Automatic butt fusion machine for construction site

Butt Fusion machine to joint PE, PP, PB pipes and fittings for pressure piping systems on building sites and in trenches.
Hydraulically operated with automatic CNC control unit.
Including transport packaging (wooden crate); reduction clamping inserts and other accessories to be ordered separately.

- **BASE MACHINE**
- High precision design, distortion-free and sturdy machine frame
- Good accessibility thanks to 35° inclination
- The movable (sliding) 3rd clamp allows easy and time-saving fixation of bends or tees without need of additional tools
- Clamps are hinged on the top side and tilting. Whenever necessary, the four clamps can be quickly removed
- Double-sided heating element pull-off mechanism to optimise the change-over phase
- The distance control (potentiometer) mounted into the base machine grants control and safety throughout the complete working process
- Weight: Type 160 = 22 kg, Type 250 = 47 kg, Type 315 = 53 kg
- **HYDRAULIC UNIT**
- Compact aluminium case with innovative design
- Intuitive colour touch screen interface
- Operator guidance from preparation to the end of the jointing process by use of symbols and graphics
- Automatic calculation, regulation and control of the fusion parameters - pressure, time and temperature - according to country specific guidelines
- Real time communication with mobile smartphone during the welding process, the data transfer and fusion protocols collection, in combination with WeldinAir mobile application
- Operator ID (ISO 12176-3), job number and pipe codes (ISO 12176-4) input by means of the smartphone
- Transfer of collected fusion data directly from jobsite to the headquarter by means of the smartphone
- Compatible with label printer
- Integrated GPS receiver
- 10 freely programmable fusion cycles (e.g. for non standard pipe dimensions)
- Selection of language
- On site check of the memorized fusion protocols status directly on the touchscreen
- Transfer of memorized fusion protocols to an external PC via USB memory stick (included)
- Fusion protocols compatible with Welding Book application
- Integrated power outlets for planer, heating element
- Accumulator for pressure equalization during the cooling phase
- Max operating pressure: 160 bar
- Weight: 33 kg
- **PLANER**
- Powerful parallel planer for single or double-sided facing of pipe ends
- Ergonomic, weight-balanced handling
- Self-locking mechanism in working position
- Safety microswitch to prevent undesired start-up
- Weight: Type 160 = 7 kg, Type 250 = 14 kg, Type 315 = 17 kg
- **HEATING ELEMENT**
- High performance, electronically controlled heating element
- High-quality, non-stick PTFE-coating with long service life
- Temperature indicator integrated into the handle
- Weight: Type 160 = 5.5 kg, Type 250 = 8 kg, Type 315 = 10 kg
- Input power: Type 160 = 1200 W, Type 250 = 2000 W, Type 315 = 2500 W
- **CASE**
- For safe storage of planer and heating element
- Weight: Type 160 = 4.8 kg, Type 250 = 8 kg, Type 315 = 9 kg

Type	d-d (mm)	Performance	Code	Weight (kg)
CNC 4.0 160 WeldinAir	40 - 160	230 V/2000 W	**790 150 076**	125.000
CNC 4.0 250 WeldinAir	75 - 250	230 V/3150 W	**790 151 076**	195.000
CNC 4.0 315 WeldinAir	90 - 315	230 V/3750 W	**790 152 076**	215.000

RU Repair Unit

- Frameless butt fusion machine with 2 clamping devices
- Designed to fit narrow working spaces or to be used directly on piping systems
- For repairing or installing pipelines into trenches or inside buildings and industrial plants
- To be used in combination with heating element, planer, hydraulic unit of corresponding manually operated machine size TOP 2.0 (all sizes) or ECOS (up to d 315 mm)
- Fully compatible with clamp reduction inserts of standard TOP/ECOS butt fusion machines
- Additional outer clamp available as optional to improve the alignment of the components to be welded

Type	Code	Weight (kg)
RU 160	**790 150 045**	8.800
RU 250	**790 151 045**	18.000
RU 315	**790 152 045**	20.000
RU 400	**790 153 045**	31.000

Electrofusion Machines

MSA 2.0 Automatic Electrofusion Unit

The MSA 2.0 automatic electro fusion unit combines light weight and high efficiency, thanks to its inverter technology. The unit is extremely fast and simple, with three basic operations required to operator: connect, scan, start the fusion.
The MSA 2.0 has 350 protocols permanently stored in the internal memory.
It is robust, safe and ergonomic.
All is meant to simplify the job: the barcode scanner, for long distance reading, the cooling system to joint in series, the icon system, to keep the interaction between user and machine intuitive.
The entire welding process is controlled and regulated with energy output compensation depending on ambient temperature and the indication of cooling time.
Scope of delivery includes: transport box, 4.0 mm angle adapters, START/STOP badge and operating instructions.

Technical Data:

- Operating temperature: -20°C to +50°C
- Mains voltage and frequency: 230V (190V - 265V), 50-60Hz
- Fusion current: 90 A (max)
- Suggested power generators: 3.5 kVA
- Fusion voltage: 8-42 V (48 V)
- Fusion data input mode: bar code, manual
- USB Port: Type A
- Protection factor: Class 1 / IP 65
- Mains cable: 4 m / Fusion cable: 3 m
- Dimensions: 280 x 480 x 220 mm
- Weight: ca. 11.9 kg
- Display: Graphical LCD, adjustable contrast
- Independent from languages

Type	Code	Weight (kg)
Barcode scanner, transport case	**790 156 001**	11.900
Barcode scanner, transport case, Swiss plug	**790 156 004**	11.900

MSA 4.0
Electrofusion Unit with full traceability and GPS functions

High performance, light electro-fusion unit based on inverter technology, providing a complete documentation of the welding including operator badge, job codes, full traceability data (ISO 12176) and GPS coordinates added automatically to each fusion record.
All is meant to simplify the job: the barcode scanner, for long distance reading, the cooling system to joint in series, the icon system, to keep the interaction between user and machine intuitive, the configurable workflow to fit all needs, from the simplest to the most plenty of details.
The entire welding process is controlled and regulated with energy output compensation depending on ambient temperature and the indication of cooling time.
For operator identity card, job identification and fusion data input a 1D (or 2D in case of Unitary QR code availability) barcode scanner is connected.
The internal Bluetooth Low Energy device offers the possibility to enter data, monitor the fusion from remote and collect the data recorded via wireless with consumer smartphones, to send them to the headquarter even in real time.
The internal memory has a capacity of 5000 jointing records, which can be retrieved using a USB memory stick. The fusion protocols are delivered as PDF, CSV files (both manageable with standard and free PC software applications). For a more sophisticated usage, a BIN file is also available, compatible with the MSA Welding Book to sort, filter out and combine protocols and photos captured from multiple MSA units.
Robust aluminum die casting enclosures and comfortable plastic handle ensure a weight balanced carrying.
Rental time period programmable by the machine owner, unit blocks on expiring date, reset by a dynamic code can be activated.
Scope of delivery: transport case, angle adapters (4,0 mm and 4,7 mm), operation instructions, START/STOP badge, configuration chart and USB memory stick with PC applications.

Technical Data:

- Mains frequency: 50-60 Hz
- Fusion data input mode: bar code, manual
- Mains voltage: 230V (190V - 265V)
- Suggested power generators: 3.5 kVA
- Welding technique: Voltage controlled
- Fusion voltage: 8-48 V
- Fusion current: 110 A (max)
- USB Port: Type A
- Operating temperature: -20°C to +50°C
- Internal memory capacity: 5000 protocols
- Protocols format: PDF, CSV and BIN (compatible with MSA Welding Book)
- Protection factor: Class 1 / IP 65
- Mains cable: 4 m
- Fusion cable: 4 m
- Dimensions: 280 x 480 x 220 mm
- Weight: ca. 12.8 kg
- Display: Graphical LCD, adjustable contrast
- Languages support: 27
- Bluetooth radio interface

Type	Description	Code	Weight (kg)
MSA 4.0	1D barcode scanner	**790 156 011**	12.400
MSA 4.0	2D barcode scanner (QR code reading)	**790 156 012**	12.400
MSA 4.0	1D barcode scanner, 8m welding cables	**790 156 014**	13.400

Cleaner, cements, tools and accessories

Pipe cutter

For cutting plastic pipes d10 - d160

d-d (mm)	Article	Code	SP	Weight (kg)	Closest inch (inch)
10 - 63	PPC 63, s max. = 7.2mm	**790 109 001**	1	0.865	⅛ - 2
50 - 110	PPC 110, s max. = 12.7mm	**790 109 002**	1	1.624	1 ½ - 4
110 - 160	PPC 160, s max. = 19.0mm	**790 109 003**	1	2.212	4 - 6

Rotary Pipe Cutter d90-315 mm

- Tool for simple right angle precision cutting of plastic pipe with a wall thickness up to 15 mm PVDF/PVC and up to 30 mm PP/PE --> blade for PP/PE must be ordered separately (Code 790109861)
- Including transport box

d-d (mm)	Code	Weight (kg)
90 - 315	**790 109 851**	5.000

Deburring tool

- Replacable blade

Code	SP	Weight (kg)
790 205 082	1	0.058

Manual pipe peeling and chamfering tools

d (mm)	Code	Weight (kg)
20	**799 300 260**	0.087
25	**799 300 270**	0.080
32	**799 300 280**	0.099
40	**799 300 290**	0.240
50	**799 300 300**	0.244
63	**799 300 310**	0.507
75	**799 300 320**	0.680
90	**799 300 330**	1.006
110	**799 300 340**	1.355

Pipe end peeler RSE multi

- **Rotary peeler for reliable pipe preparation prior to electrofusion**
- The adjustable basic tool is suitable for holding dimensional pipe inserts from d20 to d75 mm.
- Applicable on pipe ends and spigot ends of fittings
- Applicable for straight and coiled pipes
- Applicable for metric pipes according to EN12201 und EN1555
- Applicable on pipe material: PE100RC, PE100, PE-Xa, PP
- Operation: manual or with cordless screwdriver
- Maximum peeling length = 75mm
- Peeling blade as reversing knife with 2 cutting edges
- Scope of delivery either without or with the pipe inserts specified in the description
- Supplementary pipe inserts to be ordered separately

d (mm)	Description	Code	Weight (kg)	SDR	e (mm)	L (mm)	B (mm)	H (mm)
	Basic tool + box	**799 300 350**	0.58			280	95	98
	Basic tool + case	**799 300 351**	1.45			391	304	134
	Basic tool+case+d32+d63	**799 300 352**	1.88	11		391	304	134
	Basic tool+case +d32+d40+d50+d63	**799 300 353**	2.18	11		391	304	134
20	Insert RSE	**799 300 354**	0.30	7	3.0	45	20	20
20	Insert RSE	**799 300 356**	0.05	11	2.0	45	20	20
25	Insert RSE	**799 300 355**	0.10	9	3.0	45	25	25
25	Insert RSE	**799 300 357**	0.10	11	2.3	45	25	25
32	Insert RSE	**799 300 358**	0.10	11	3.0	50	30	30
40	Insert RSE	**799 300 359**	0.10	11	3.7	50	40	40
50	Insert RSE	**799 300 360**	0.20	11	4.6	60	50	50
50	Insert RSE	**799 300 370**	0.20	17	3.0	60	50	50
63	Insert RSE	**799 300 361**	0.33	11	5.8	60	60	60
63	Insert RSE	**799 300 371**	0.33	17	3.8	60	60	60
75	Insert RSE	**799 300 362**	0.47	11	6.8	60	70	70
75	Insert RSE	**799 300 372**	0.47	17	4.5	60	70	70
	Blade RSE	**799 300 347**	0.01			7	7	3
	Handle RSE	**790 308 450**	0.08			60	50	50

Rotary Peeler RS

Note:

- Universal peeling for the preparation of all electrofusion joints
- For pipe ends and saddles
- Materials: PE 80, PE100, PE100-RC, PE-X, PP

d (mm)	Article	Code	SP	Weight (kg)
40	RS 40	**790 136 001**	1	2.340
50	RS 50	**790 136 002**	1	2.115
63	RS 63	**790 136 003**	1	2.090
75	RS 75	**790 136 004**	1	2.350
90	RS 90	**790 136 005**	1	2.460
110	RS 110	**790 136 006**	1	2.430
125	RS 125	**790 136 007**	1	3.895
140	RS 140	**790 136 008**	1	3.890
160	RS 160	**790 136 009**	1	3.790
180	RS 180	**790 136 010**	1	4.150
200	RS 200	**790 136 011**	1	3.995
225	RS 225	**790 136 012**	1	3.935
250	RS 250	**790 136 013**	1	5.575
280	RS 280	**790 136 014**	1	5.440
315	RS 315	**790 136 015**	1	5.380

Peeling tool RTC

- **Rotary peeler for reliable pipe preparation prior to electrofusion**
- Applicable on pipe ends and spigot ends of fittings
- **Scope of delivery 315**: 1 Scraper arm, 1 Self-centering chuck base, 1 Aluminium transport case
- **Scope of delivery 710**: 1 Scraper arm, 1 Self-centering chuck base, 2 Aluminium transport case

d-d (mm)	Code	Weight (kg)	Description
75 - 315	**799 150 423**	9.616	max. working-range 185 mm
355 - 710	**799 300 757**	31.400	max. working-range 530 mm

CONTAIN-IT Plus Pin wrench

Model:

- To open the protective housing of the CONTAIN-IT Plus Ball Valve 546 and the CONTAIN-IT Plus Mechanical Joint
- *To open the inner housing nut of CONTAIN-IT Plus Diaphragm Valve

	d (mm)	Code	SP	Weight (kg)
*	20/50 - 25/50	**700 239 037**	1	0.406
	32/63	**700 239 038**	1	0.600
	40/75 - 63/110	**700 239 039**	1	0.766

Tangit KS Cleaner

- Special cleaner for plastic fusion connections in the materialof PP, PE, PVDF and PB
- Suitable for Tangit Rapid. Must not be used for solvent cementing
- DVGW approved
- DW 5290 BR 0464

Size	Code	Weight (kg)
1 liter	**799 298 023**	0.872

Tangit KS-Cleaning Tissues

- Special cleaner for plastic fusion connections in the materialof PP, PE, PVDF and PB
- Suitable for Tangit Rapid. Must not be used for solvent cementing
- for plastic welding joints PB, PE, PP, PVDF
- DW 5290 BR 0464
- DVGW approved

Contents	Code	Weight (kg)
1 dispenser with 100 tissues	**799 298 024**	0.333

Tangit PVC-C solvent cement

- 0,65 kg can (net)

Code	SP	Weight (kg)
799 298 027	6	0.700

Tangit PVC-U solvent cement

- Tin à 0.250, 0.500 and 1.000 kg (Net)
- 0.125 kg tube

Code	SP	Weight (kg)	Description
799 298 000	12	0.125	tube: 0.125 kg
799 298 001	12	0.250	tin: 0.25 kg
799 298 002	12	0.500	tin: 0.50 kg
799 298 003	6	1.000	tin: 1.00 kg

Tangit PVC-U/PVC-C/ABS cleaner/primer

Model:

- For PVC-U, PVC-C, ABS
- 1 litre tin

Code	SP	Weight (kg)
799 298 010	12	0.900

Tangit DTX special solvent cement

- Special solvent cement for critical media (see online tool ‚chemical resistance')
- For PVC-U, PVC-C
- Max. PN10/d140
- Use cleaner for PVC-U/C, ABS
- Tin à 0.500 kg

Language	Code	SP	Weight (kg)
DE, FR, GB, NL	**799 298 031**	6	0.586
DK, FI, NO, SE	**200 119 366**	0	0.500
NL	**200 155 054**	0	0.586

GF Dytex special solvent cement

- For PVC-U, PVC-C

Model:

- Special solvent cement for sulphuric acid >93% - 96%
- Not gap filling
- 0,65 kg can (net)

Code	Weight (kg)
799 298 116	0.769

GF Dytex special cleaner/dissolvant

- For PVC-U, PVC-C

Model:

- To be used with GF Dytex special solvent cement
- 0,5 l can (net)

Code	Weight (kg)
799 298 117	0.718

Cap for cement

- Cap prevents the evaporation of the solvent whilst using the Tangit cement

Code	SP	Weight (kg)
799 298 028	500	0.030

Chamfering / deburring tool

- 10 mm - 54 mm / 1/2" - 2"
- Inside and outside
- Ideal for adhesive jointing

Code	SP	Weight (kg)
790 205 085	1	0.450

Chamfering tools

- Chamfering tool (15° bevel) for plastic pipes. Fast and reliable adjustment to the different pipe diameters and wall thickness.

d-d (mm)	description	Code	Weight (kg)
25 - 110	Standard version	**790 309 006**	1.100
25 - 200	Standard version	**790 309 003**	1.300
63 - 400	Standard version	**790 309 004**	2.600

Deburring tool

- Replacable blade

Code	SP	Weight (kg)
790 205 082	1	0.058

Round brush

d-d (mm)		Code	SP	Weight (kg)	Closest inch (inch)
6 - 10	4 mm (for Fittings 6-10mm)	**799 299 001**	12	0.004	⅛
12 - 32	8 mm (for Fittings 12-32mm)	**799 299 002**	12	0.006	¼ - 1

Flat brush

d-d (mm)		Code	SP	Weight (kg)	Closest inch (inch)
40 - 63	25x3 mm (for Fittings 40-63mm)	**799 299 003**	12	0.015	1 ¼ - 2
75 - 225	50x5 mm (for Fittings 75-225mm)	**799 299 004**	12	0.035	2 ½ - 8
250 - 400	75x6 mm (for Fittings 250-400mm)	**799 299 005**	12	0.053	9 - 16

Tangit Ruler with marking for insertion depth

d-d (mm)	Code	SP	Weight (kg)
16 - 400	**799 302 036**	50	0.044

Measuring tape (circumference and diameter)

- Circumference: 2 m / 79 inch
- Diameter: 630 mm / 25 inch

Code	SP	Weight (kg)
790 205 087	1	0.045

Marker

Type	Code	Weight (kg)
silver	**799 350 364**	0.010

Index

Code	Page
161 017 065	10
161 017 087	10
161 017 088	10
161 017 089	10
161 017 094	28
161 017 095	28
161 017 106	28
161 017 107	28
161 017 108	28
161 017 109	28
161 017 110	9, 28
161 017 111	9, 28
161 017 112	28
161 017 113	28
161 017 114	28
161 017 115	28
161 017 116	28
161 017 117	28
161 546 722	18
163 017 131	35
163 017 132	35
163 017 133	35
163 017 134	35
163 017 135	35
163 017 136	35
163 017 137	35
163 017 138	35
163 017 139	35
167 480 711	41, 47
167 480 712	41, 47
167 480 713	41, 47
167 480 714	41, 47
167 480 715	41, 47
167 480 716	41, 47
167 480 717	41, 47
167 480 718	41, 47
167 480 719	41, 47
167 480 720	47
167 480 721	47
167 480 722	47
167 480 723	47
167 480 724	47
167 480 725	47
175 480 202	72
175 480 203	65, 72
175 480 204	65, 72
175 480 205	65, 72
175 480 206	65, 72
175 480 207	65, 72
175 480 208	65, 72
175 480 209	72
175 480 210	72
175 480 211	72
175 480 656	72
175 480 667	72
175 480 668	72
175 480 669	72
175 480 670	72
175 480 671	72
175 480 673	72
175 480 674	72
177 480 106	77
177 480 107	77
177 480 108	77
177 480 109	77
177 480 110	77
177 480 111	77
177 480 112	77
177 480 113	77
177 480 114	77
192 017 087	11
192 017 088	11
192 017 089	11
192 017 110	10
192 017 111	10
193 017 113	9
193 017 114	9
193 017 115	9
193 017 116	9
193 017 117	9
193 017 118	9
193 017 119	9
193 017 120	9
193 017 121	9
193 017 122	9
193 017 123	9
193 017 156	53, 59
193 017 157	53, 59
193 017 158	53, 59
193 017 159	53, 59
193 017 160	8, 53, 59
193 017 161	8, 53, 59
193 017 162	8, 53, 59
193 017 163	53, 59
193 017 164	53, 59
193 017 165	59
193 017 166	59
193 017 167	59
193 017 168	59
193 017 169	59
193 017 170	59
193 131 137	21
193 131 147	21
193 131 157	21
193 137 037	21
193 137 047	21
193 137 057	21
193 137 067	21
193 137 077	21
193 137 087	21
193 137 097	21
193 137 107	21
193 137 117	21
193 137 127	21
193 281 617	21
198 150 130	78
198 150 131	78
198 150 132	78
198 153 180	80
198 153 181	80
198 153 182	80
198 153 183	80
198 153 192	81
198 153 193	81
199 190 282	79
199 190 283	79
199 190 284	79
199 190 285	79
199 190 286	79
199 190 287	79
199 190 571	78
199 190 572	78
199 190 573	78
199 190 574	78
200 119 366	97
200 155 054	97
700 238 043	16
700 238 046	16
700 238 047	16
700 238 049	16
700 238 053	16
700 238 054	16
700 238 060	16
700 238 061	16
700 238 062	16
700 238 064	16
700 238 065	16
700 238 068	16
700 238 070	16
700 238 071	16
700 238 380	15
700 238 381	15
700 238 382	15
700 238 383	15
700 238 384	15
700 238 385	15
700 238 386	15
700 238 387	15
700 238 424	16
700 238 425	16
700 238 426	16
700 238 427	16
700 238 428	16
700 238 429	16
700 238 430	16
700 238 431	16
700 238 432	16
700 238 433	16
700 238 434	16
700 238 436	16
700 238 437	16
700 238 796	82
700 239 037	96
700 239 038	96
700 239 039	96
700 244 652	19
700 244 690	20
700 244 691	20
721 104 106	23
721 104 107	23
721 104 108	23
721 104 109	23
721 104 110	23
721 104 111	23
721 104 112	23
721 104 113	23
721 104 114	23
721 104 115	23
721 104 116	23
721 104 117	23
721 104 119	23
721 104 120	23
721 104 156	23
721 104 157	23
721 104 158	23
721 104 159	23
721 104 160	23
721 104 161	23
721 104 162	23
721 104 163	23
721 104 164	23
721 154 106	23
721 154 107	23
721 154 108	23
721 154 109	23
721 154 110	23
721 154 111	23
721 154 112	23
721 154 113	23
721 154 114	23
721 154 115	23
721 154 116	24
721 154 117	24
721 154 119	24
721 154 120	24
721 154 156	23
721 154 157	23
721 154 158	23
721 154 159	23
721 154 160	23
721 154 161	23
721 154 162	23
721 154 163	23
721 154 164	23
721 204 106	24
721 204 107	24
721 204 108	24
721 204 109	24
721 204 110	24
721 204 111	24
721 204 112	24
721 204 113	24
721 204 114	24
721 204 115	24
721 204 116	24
721 204 117	24
721 204 119	24
721 204 120	24
721 204 156	24
721 204 157	24
721 204 158	24
721 204 159	24
721 204 160	24
721 204 161	24
721 204 162	24
721 204 163	24
721 204 164	24
721 239 106	26

Index

Code	Page
721 239 107	26
721 239 108	26
721 239 109	26
721 239 110	26
721 239 111	26
721 239 126	26
721 239 127	26
721 239 128	26
721 239 129	26
721 239 130	26
721 239 131	26
721 239 156	26
721 239 157	26
721 239 158	26
721 239 159	26
721 239 160	26
721 239 161	26
721 239 176	26
721 239 177	26
721 239 178	26
721 239 179	26
721 239 180	26
721 239 181	26
721 240 106	27
721 240 107	27
721 240 108	27
721 240 109	27
721 240 110	27
721 240 111	27
721 240 126	27
721 240 127	27
721 240 128	27
721 240 129	27
721 240 130	27
721 240 131	27
721 240 156	27
721 240 157	27
721 240 158	27
721 240 159	27
721 240 160	27
721 240 161	27
721 240 176	27
721 240 177	27
721 240 178	27
721 240 179	27
721 240 180	27
721 240 181	27
721 900 181	29
721 900 331	29
721 900 337	29
721 900 341	29
721 900 346	29
721 900 348	29
721 900 352	29
721 900 354	29
721 900 355	29
721 900 358	29
721 900 360	29
721 900 364	29
721 900 370	29
721 900 372	29
721 900 376	29

Code	Page
721 900 378	29
721 900 380	29
721 900 384	29
721 900 386	29
721 900 388	29
721 900 390	29
721 900 392	29
721 900 393	29
721 900 398	29
721 910 106	28
721 910 107	28
721 910 108	28
721 910 109	28
721 910 110	15, 28
721 910 111	15, 28
721 910 112	15, 28
721 910 113	15, 28
721 910 114	15, 28
721 910 115	15, 28
721 910 116	29
721 910 117	29
721 910 119	29
721 910 120	29
721 910 706	19
721 964 106	25
721 964 107	25
721 964 108	25
721 964 109	25
721 964 110	25
721 964 111	25
721 964 112	25
721 964 113	25
721 964 114	25
721 964 115	25
721 964 116	25
721 964 117	25
721 964 119	25
721 964 120	25
721 964 156	25
721 964 157	25
721 964 158	25
721 964 159	25
721 964 160	25
721 964 161	25
721 964 162	25
721 964 163	25
721 964 164	25
723 104 106	30
723 104 107	30
723 104 108	30
723 104 109	30
723 104 110	30
723 104 111	30
723 104 112	30
723 104 113	30
723 104 114	30
723 104 156	30
723 104 157	30
723 104 158	30
723 104 159	30
723 104 160	30
723 104 161	30

Code	Page
723 104 162	30
723 104 163	30
723 104 164	30
723 154 106	30
723 154 107	30
723 154 108	30
723 154 109	30
723 154 110	30
723 154 111	30
723 154 112	30
723 154 113	30
723 154 114	30
723 154 156	30
723 154 157	30
723 154 158	30
723 154 159	30
723 154 160	30
723 154 161	30
723 154 162	30
723 154 163	30
723 154 164	30
723 204 106	31
723 204 107	31
723 204 108	31
723 204 109	31
723 204 110	31
723 204 111	31
723 204 112	31
723 204 113	31
723 204 114	31
723 204 156	31
723 204 157	31
723 204 158	31
723 204 159	31
723 204 160	31
723 204 161	31
723 204 162	31
723 204 163	31
723 204 164	31
723 239 106	33
723 239 107	33
723 239 108	33
723 239 109	33
723 239 110	33
723 239 111	33
723 239 126	33
723 239 127	33
723 239 128	33
723 239 129	33
723 239 130	33
723 239 131	33
723 239 156	33
723 239 157	33
723 239 158	33
723 239 159	33
723 239 160	33
723 239 161	33
723 239 176	33
723 239 177	33
723 239 178	33
723 239 179	33
723 239 180	33

Code	Page
723 239 181	33
723 240 106	34
723 240 107	34
723 240 108	34
723 240 109	34
723 240 110	34
723 240 111	34
723 240 126	34
723 240 127	34
723 240 128	34
723 240 129	34
723 240 130	34
723 240 131	34
723 240 156	34
723 240 157	34
723 240 158	34
723 240 159	34
723 240 160	34
723 240 161	34
723 240 176	34
723 240 177	34
723 240 178	34
723 240 179	34
723 240 180	34
723 240 181	34
723 900 337	36
723 900 341	36
723 900 346	36
723 900 348	36
723 900 352	36
723 900 355	36
723 900 358	36
723 900 360	36
723 900 364	36
723 900 370	36
723 900 372	36
723 900 376	36
723 910 106	35
723 910 107	35
723 910 108	35
723 910 109	35
723 910 110	35
723 910 111	35
723 910 112	35
723 910 113	35
723 910 114	35
723 964 106	31
723 964 107	31
723 964 108	31
723 964 109	31
723 964 110	31
723 964 111	31
723 964 112	31
723 964 113	31
723 964 114	31
723 964 156	31
723 964 157	31
723 964 158	31
723 964 159	31
723 964 160	31
723 964 161	31
723 964 162	31

Index

Code	Page
723 964 163	31
723 964 164	31
727 104 106	37
727 104 107	37
727 104 108	37
727 104 109	37
727 104 110	37
727 104 111	37
727 104 112	37
727 104 113	37
727 104 114	37
727 104 206	43
727 104 207	43
727 104 208	43
727 104 209	43
727 104 210	43
727 104 211	43
727 104 212	43
727 104 213	43
727 104 214	43
727 104 215	43
727 104 216	43
727 104 217	43
727 104 219	43
727 104 220	43
727 154 106	37
727 154 107	37
727 154 108	37
727 154 109	37
727 154 110	37
727 154 111	37
727 154 112	37
727 154 113	37
727 154 114	37
727 154 206	43
727 154 207	43
727 154 208	43
727 154 209	43
727 154 210	43
727 154 211	43
727 154 212	43
727 154 213	43
727 154 214	43
727 154 215	43
727 154 216	43
727 154 217	43
727 154 219	43
727 154 220	43
727 204 106	37
727 204 107	37
727 204 108	37
727 204 109	37
727 204 110	37
727 204 111	37
727 204 112	37
727 204 113	37
727 204 114	37
727 204 206	44
727 204 207	44
727 204 208	44
727 204 209	44
727 204 210	44
727 204 211	44
727 204 212	44
727 204 213	44
727 204 214	44
727 204 215	44
727 204 216	44
727 204 217	44
727 204 219	44
727 204 220	44
727 239 106	39
727 239 107	39
727 239 108	39
727 239 109	39
727 239 110	39
727 239 111	39
727 239 126	39
727 239 127	39
727 239 128	39
727 239 129	39
727 239 130	39
727 239 131	39
727 239 206	45
727 239 207	45
727 239 208	45
727 239 209	45
727 239 210	45
727 239 211	45
727 239 226	45
727 239 227	45
727 239 228	45
727 239 229	45
727 239 230	45
727 239 231	45
727 240 106	40
727 240 107	40
727 240 108	40
727 240 109	40
727 240 110	40
727 240 111	40
727 240 126	40
727 240 127	40
727 240 128	40
727 240 129	40
727 240 130	40
727 240 131	40
727 240 206	46
727 240 207	46
727 240 208	46
727 240 209	46
727 240 210	46
727 240 211	46
727 240 226	46
727 240 227	46
727 240 228	46
727 240 229	46
727 240 230	46
727 240 231	46
727 900 006	41
727 900 007	41
727 908 537	47
727 908 541	47
727 908 542	47
727 908 546	47
727 908 547	47
727 908 548	47
727 908 552	47
727 908 553	47
727 908 554	47
727 908 558	47
727 908 559	47
727 908 560	47
727 908 564	47
727 908 565	47
727 908 566	47
727 908 570	48
727 908 571	47
727 908 572	48
727 908 576	48
727 908 577	48
727 910 106	41
727 910 107	41
727 910 108	41
727 910 109	41
727 910 110	41
727 910 111	42
727 910 112	42
727 910 113	42
727 910 114	42
727 910 337	42
727 910 341	42
727 910 342	42
727 910 346	42
727 910 347	42
727 910 348	42
727 910 352	42
727 910 353	42
727 910 354	42
727 910 355	42
727 910 358	42
727 910 359	42
727 910 360	42
727 910 361	42
727 910 364	42
727 910 370	42
727 910 371	42
727 910 376	42
727 964 106	38
727 964 107	38
727 964 108	38
727 964 109	38
727 964 110	38
727 964 111	38
727 964 112	38
727 964 113	38
727 964 114	38
727 964 206	44
727 964 207	44
727 964 208	44
727 964 209	44
727 964 210	44
727 964 211	44
727 964 212	44
727 964 213	44
727 964 214	44
727 964 215	44
727 964 216	44
727 964 217	44
727 964 219	44
727 964 220	44
733 104 106	49
733 104 107	49
733 104 108	49
733 104 109	49
733 104 110	49
733 104 111	49
733 104 112	49
733 104 113	49
733 104 114	49
733 154 106	49
733 154 107	49
733 154 108	49
733 154 109	49
733 154 110	49
733 154 111	49
733 154 112	49
733 154 113	49
733 154 114	49
733 204 106	49
733 204 107	49
733 204 108	49
733 204 109	49
733 204 110	49
733 204 111	49
733 204 112	49
733 204 113	49
733 204 114	49
733 239 106	51
733 239 107	51
733 239 108	51
733 239 109	51
733 239 110	51
733 239 111	51
733 239 126	51
733 239 127	51
733 239 128	51
733 239 129	51
733 239 130	51
733 239 131	51
733 239 156	51
733 239 157	51
733 239 158	51
733 239 159	51
733 239 160	51
733 239 161	51
733 239 176	51
733 239 177	51
733 239 178	51
733 239 179	51
733 239 180	51
733 239 181	51
733 240 106	52
733 240 107	52
733 240 108	52
733 240 109	52
733 240 110	52
733 240 111	52

Index

Code	Page
733 240 126	52
733 240 127	52
733 240 128	52
733 240 129	52
733 240 130	52
733 240 131	52
733 900 006	53
733 900 007	53
733 910 106	53
733 910 107	53
733 910 108	53
733 910 109	53
733 910 110	53
733 910 111	53
733 910 112	53
733 910 113	53
733 910 114	53
733 910 337	54
733 910 341	54
733 910 346	54
733 910 347	54
733 910 348	54
733 910 352	54
733 910 353	54
733 910 358	54
733 910 359	54
733 910 360	54
733 910 361	54
733 910 362	54
733 910 364	54
733 910 370	54
733 910 371	54
733 910 376	54
733 964 106	50
733 964 107	50
733 964 108	50
733 964 109	50
733 964 110	50
733 964 111	50
733 964 112	50
733 964 113	50
733 964 114	50
735 104 106	61
735 104 107	61
735 104 108	61
735 104 109	61
735 104 110	61
735 104 111	61
735 104 206	68
735 104 207	68
735 104 208	68
735 104 209	68
735 104 210	68
735 104 211	68
735 104 212	68
735 104 213	68
735 104 214	68
735 104 265	68
735 104 266	68
735 104 267	68
735 104 269	68
735 104 270	68

Code	Page
735 154 106	61
735 154 107	61
735 154 108	61
735 154 109	61
735 154 110	61
735 154 111	61
735 154 206	68
735 154 207	68
735 154 208	68
735 154 209	68
735 154 210	68
735 154 211	68
735 154 212	68
735 154 213	68
735 154 214	68
735 154 265	68
735 154 266	68
735 154 267	68
735 154 269	68
735 154 270	68
735 204 106	61
735 204 107	61
735 204 108	61
735 204 109	61
735 204 110	61
735 204 111	61
735 204 206	69
735 204 207	69
735 204 208	69
735 204 209	69
735 204 210	69
735 204 211	69
735 204 212	69
735 204 213	69
735 204 214	69
735 204 265	69
735 204 266	69
735 204 267	69
735 204 269	69
735 204 270	69
735 239 126	63
735 239 127	63
735 239 128	63
735 239 129	63
735 239 130	63
735 239 131	63
735 239 226	70
735 239 227	70
735 239 228	70
735 239 229	70
735 239 230	70
735 239 231	70
735 240 126	64
735 240 127	64
735 240 128	64
735 240 129	64
735 240 130	64
735 240 131	64
735 240 226	71
735 240 227	71
735 240 228	71
735 240 229	71

Code	Page
735 240 230	71
735 240 231	71
735 908 551	67, 73
735 908 553	67, 73
735 908 555	73
735 908 561	73
735 908 566	73
735 908 580	73
735 908 584	73
735 908 585	73
735 908 588	73
735 908 590	73
735 908 592	73
735 908 595	73
735 908 596	73
735 908 597	73
735 908 637	72
735 908 641	72
735 908 642	72
735 908 646	72
735 908 647	72
735 908 648	72
735 908 652	72
735 908 653	72
735 908 654	72
735 908 658	73
735 908 659	73
735 908 660	72
735 908 664	73
735 908 665	73
735 908 666	73
735 908 670	73
735 908 671	73
735 908 676	73
735 908 677	73
735 908 678	73
735 908 685	73
735 908 688	73
735 908 690	73
735 908 692	73
735 908 695	73
735 908 696	73
735 908 697	73
735 910 106	65
735 910 107	65, 66
735 910 108	65, 66
735 910 109	65, 66
735 910 110	65, 66
735 910 111	65
735 910 337	66
735 910 342	66
735 910 347	66
735 910 348	66
735 910 353	66
735 910 354	66
735 910 355	66
735 910 359	66
735 910 360	66
735 910 361	66
735 910 362	66
735 964 106	62
735 964 107	62

Code	Page
735 964 108	62
735 964 109	62
735 964 110	62
735 964 111	62
735 964 206	69
735 964 207	69
735 964 208	69
735 964 209	69
735 964 210	69
735 964 211	69
735 964 212	69
735 964 213	69
735 964 214	69
735 964 265	69
735 964 266	69
735 964 267	69
735 964 269	69
735 964 270	69
737 104 206	74
737 104 207	74
737 104 208	74
737 104 209	74
737 104 210	74
737 104 211	74
737 104 212	74
737 104 213	74
737 104 214	74
737 154 206	74
737 154 207	74
737 154 208	74
737 154 209	74
737 154 210	74
737 154 211	74
737 154 212	74
737 154 213	74
737 154 214	74
737 204 206	74
737 204 207	74
737 204 208	74
737 204 209	74
737 204 210	74
737 204 211	74
737 204 212	74
737 204 213	74
737 204 214	74
737 240 206	76
737 240 207	76
737 240 208	76
737 240 209	76
737 240 210	76
737 240 211	76
737 908 107	77
737 908 108	77
737 908 109	77
737 908 110	77
737 908 111	77
737 908 112	77
737 908 113	77
737 908 114	77
737 908 118	77
737 908 119	77
737 908 120	77

Index

Code	Page
737 908 121	77
737 908 122	77
737 908 123	77
737 908 124	77
737 908 129	77
737 908 130	77
737 908 131	77
737 908 132	77
737 908 134	77
737 964 206	75
737 964 207	75
737 964 208	75
737 964 209	75
737 964 210	75
737 964 211	75
737 964 212	75
737 964 213	75
737 964 214	75
753 104 206	55
753 104 207	55
753 104 208	55
753 104 209	55
753 104 210	55
753 104 211	55
753 104 212	55
753 104 213	55
753 104 214	55
753 104 215	55
753 104 216	55
753 104 217	55
753 104 219	55
753 104 220	55
753 154 206	55
753 154 207	55
753 154 208	55
753 154 209	55
753 154 210	55
753 154 211	55
753 154 212	55
753 154 213	55
753 154 214	55
753 154 215	55
753 154 216	55
753 154 217	55
753 154 219	55
753 154 220	55
753 204 206	56
753 204 207	56
753 204 208	56
753 204 209	56
753 204 210	56
753 204 211	56
753 204 212	56
753 204 213	56
753 204 214	56
753 204 215	56
753 204 216	56
753 204 217	56
753 204 219	56
753 204 220	56
753 211 610	21
753 239 206	57

Code	Page
753 239 207	57
753 239 208	57
753 239 209	57
753 239 210	57
753 239 211	57
753 239 226	57
753 239 227	57
753 239 228	57
753 239 229	57
753 239 230	57
753 239 231	57
753 239 256	57
753 239 257	57
753 239 258	57
753 239 259	57
753 239 260	57
753 239 261	57
753 239 276	57
753 239 277	57
753 239 278	57
753 239 279	57
753 239 280	57
753 239 281	57
753 240 206	58
753 240 207	58
753 240 208	58
753 240 209	58
753 240 210	58
753 240 211	58
753 240 226	58
753 240 227	58
753 240 228	58
753 240 229	58
753 240 230	58
753 240 231	58
753 800 897	14
753 900 800	14
753 900 801	14
753 900 802	14
753 900 803	14
753 900 805	14
753 900 806	14
753 900 807	14
753 900 811	14
753 900 831	14
753 900 832	14
753 900 866	14
753 900 867	14
753 900 868	14
753 900 870	14
753 900 872	14
753 900 873	14
753 900 874	14
753 900 875	14
753 900 876	14
753 900 877	14
753 900 880	14
753 900 881	14
753 900 882	14
753 900 884	14
753 900 885	14
753 900 886	14

Code	Page
753 900 887	14
753 900 888	14
753 900 889	14
753 900 890	14
753 900 891	14
753 900 892	14
753 900 893	14
753 900 894	14
753 900 895	14
753 900 896	14
753 900 898	14
753 900 899	14
753 901 064	14
753 901 065	14
753 901 072	14
753 901 657	13
753 901 658	22
753 901 831	13
753 901 832	13
753 901 833	13
753 901 836	13
753 901 837	13
753 901 838	13
753 901 839	13
753 901 840	13
753 901 841	13
753 901 842	13
753 901 845	13
753 901 864	13
753 901 865	13
753 908 149	60
753 908 150	60
753 908 151	60
753 908 152	60
753 908 153	60
753 908 158	60
753 908 162	60
753 908 637	59
753 908 641	59
753 908 642	59
753 908 646	59
753 908 647	59
753 908 648	59
753 908 652	59
753 908 653	59
753 908 654	59
753 908 658	59
753 908 659	59
753 908 660	59
753 908 664	59
753 908 665	59
753 908 666	59
753 908 670	59
753 908 671	59
753 908 672	59
753 908 676	59
753 908 677	59
753 908 680	60
753 908 684	60
753 908 685	60
753 908 688	60
753 908 690	60

Code	Page
753 908 692	60
753 908 695	60
753 908 696	60
753 908 697	60
753 911 610	12
753 911 611	12
753 911 612	12
753 911 613	12
753 911 614	12
753 911 615	12
753 911 616	12
753 911 817	12
753 911 818	12
753 911 819	12
753 911 820	12
753 911 821	12
753 911 822	12
753 911 823	12
753 964 206	56
753 964 207	56
753 964 208	56
753 964 209	56
753 964 210	56
753 964 211	56
753 964 212	56
753 964 213	56
753 964 214	56
753 964 215	56
753 964 216	56
753 964 217	56
753 964 219	56
753 964 220	56
790 103 004	87
790 105 081	86
790 105 082	86
790 105 083	86
790 105 084	86
790 105 096	86
790 105 126	86
790 109 001	94
790 109 002	94
790 109 003	94
790 109 004	87
790 109 005	87
790 109 301	88
790 109 303	88
790 109 321	88
790 109 347	88
790 109 851	94
790 131 005	83
790 131 090	83
790 131 091	83
790 131 092	83
790 131 093	83
790 132 001	84
790 132 190	84
790 132 191	84
790 132 192	84
790 132 193	84
790 132 194	84
790 133 009	85
790 133 090	85

Index

Code	Page
790 133 091	85
790 133 092	85
790 133 093	85
790 133 094	85
790 136 001	95
790 136 002	95
790 136 003	95
790 136 004	95
790 136 005	95
790 136 006	95
790 136 007	95
790 136 008	95
790 136 009	95
790 136 010	95
790 136 011	95
790 136 012	95
790 136 013	95
790 136 014	95
790 136 015	95
790 141 001	88
790 141 003	88
790 141 008	88
790 141 009	88
790 143 002	89
790 143 004	89
790 150 045	91
790 150 076	90
790 151 045	91
790 151 076	90
790 152 045	91
790 152 076	90
790 153 045	91
790 156 001	92
790 156 004	92
790 156 011	93
790 156 012	93
790 156 014	93
790 205 082	94, 99
790 205 085	98
790 205 087	100
790 308 450	95
790 309 003	99
790 309 004	99
790 309 006	99
799 150 423	96
799 198 041	15
799 298 000	97
799 298 001	97
799 298 002	97
799 298 003	97
799 298 010	97
799 298 023	96
799 298 024	96
799 298 027	97
799 298 028	98
799 298 031	97
799 298 116	98
799 298 117	98
799 299 001	99
799 299 002	99
799 299 003	99
799 299 004	99

Code	Page
799 299 005	99
799 300 260	94
799 300 270	94
799 300 280	94
799 300 290	94
799 300 300	94
799 300 310	94
799 300 320	94
799 300 330	94
799 300 340	94
799 300 347	95
799 300 350	95
799 300 351	95
799 300 352	95
799 300 353	95
799 300 354	95
799 300 355	95
799 300 356	95
799 300 357	95
799 300 358	95
799 300 359	95
799 300 360	95
799 300 361	95
799 300 362	95
799 300 370	95
799 300 371	95
799 300 372	95
799 300 757	96
799 302 036	99
799 350 364	100

Local support around the world

Visit our webpage to get in touch with your local specialist:
www.gfps.com/our-locations

The information and technical data (altogether "Data") herein are not binding, unless explicitly confirmed in writing.
The Data neither constitutes any expressed, implied or warranted characteristics, nor guaranteed properties or a guaranteed durability. All Data is subject to modification. The General Terms and Conditions of Sale of Georg Fischer Piping Systems apply.

GFDO_PR_00018_EN (03.22)
© Georg Fischer Piping Systems Ltd
8201 Schaffhausen/Switzerland, 2022