

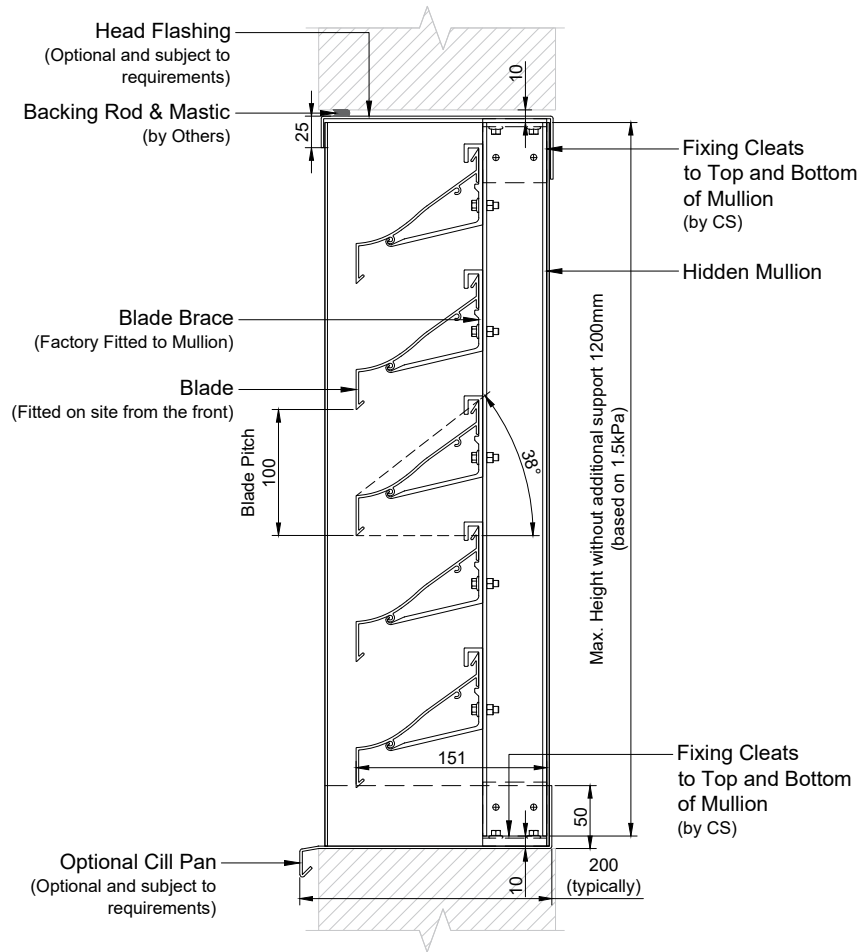
Ventilation Louvres

A-4050 | Technical Datasheet

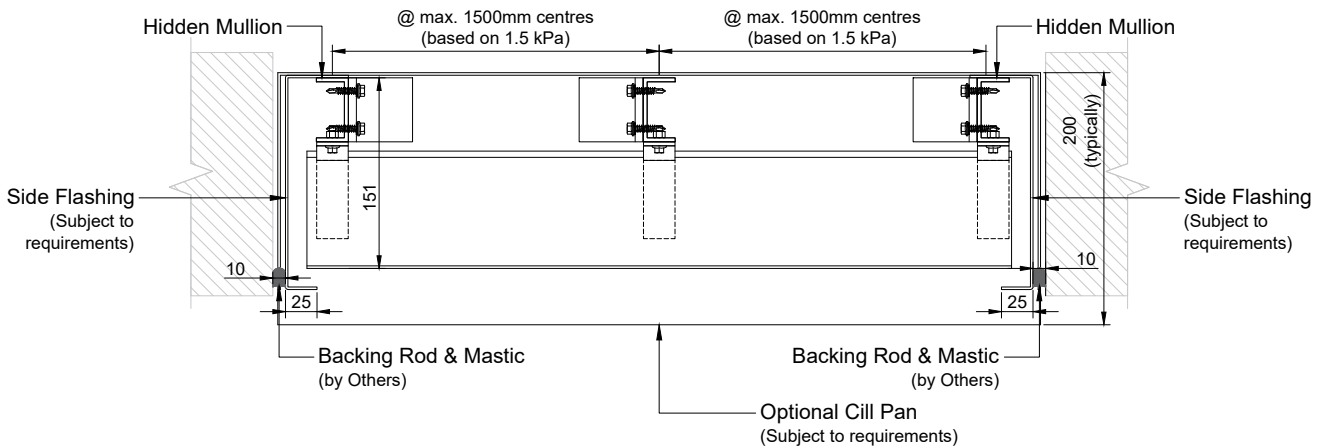


 www.c-sgroup.co.uk/2403

STANDARD DETAIL



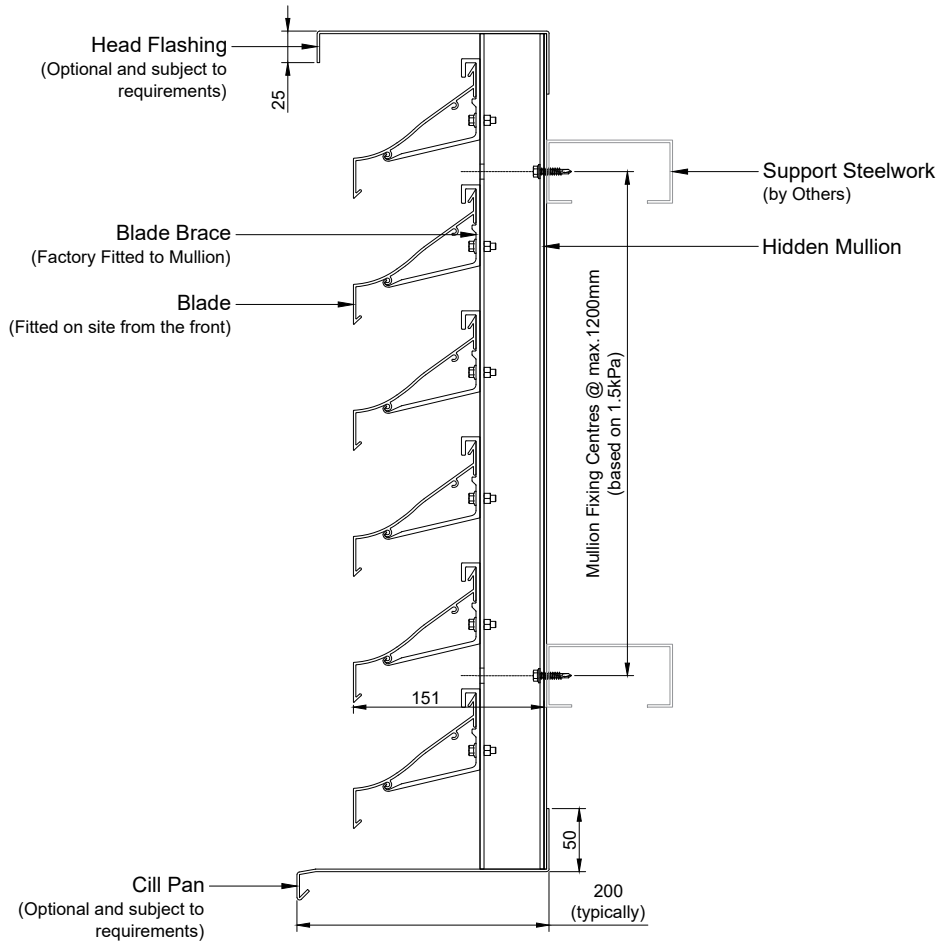
SECTION ON ELEVATION (1:6 @A4)



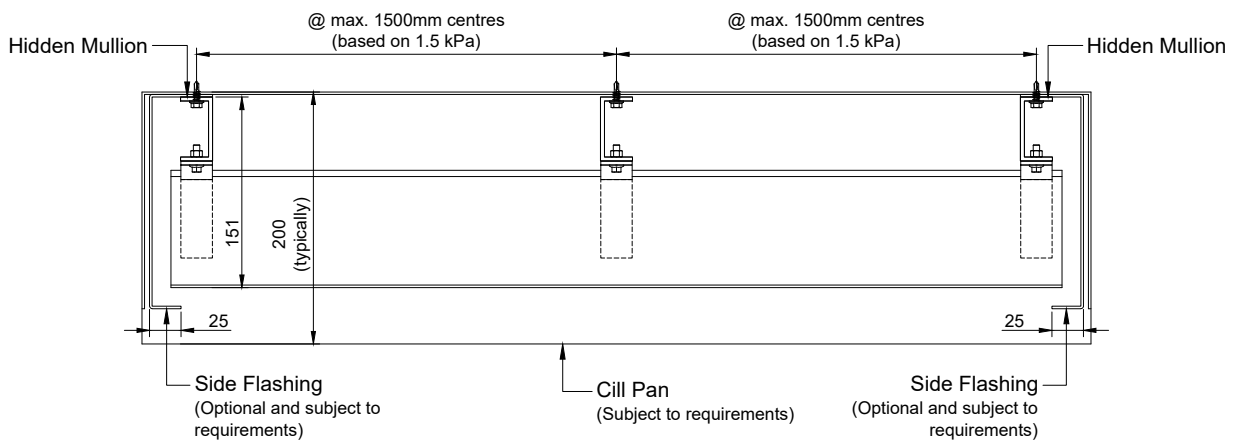
PLAN VIEW (1:6 @A4)

STANDARD DETAIL

Fixed to Steelwork by Others



SECTION ON ELEVATION (1:6 @A4)

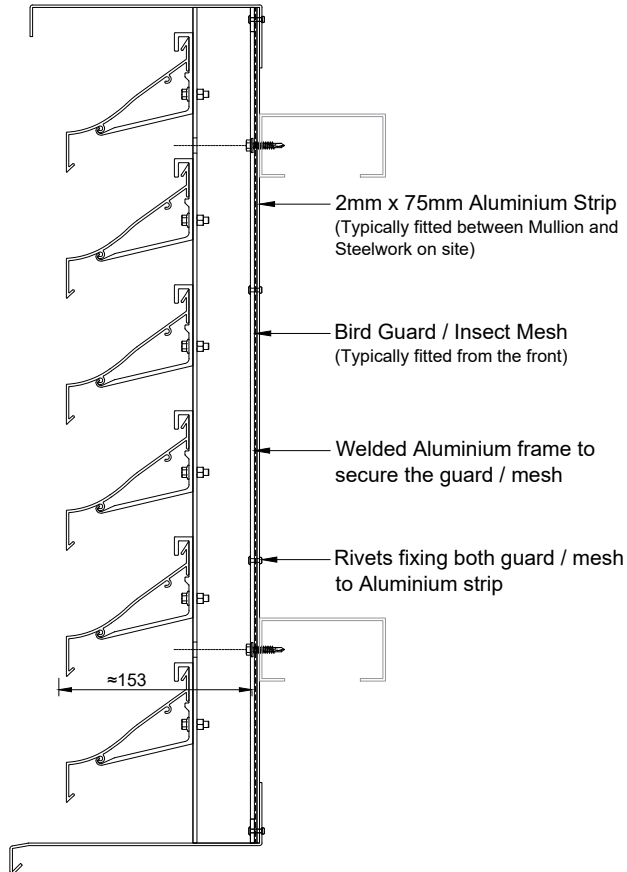


PLAN VIEW (1:6 @A4)


All dimensions in millimeters unless otherwise stated. Do not scale from the drawing.

STANDARD DETAIL

With Insect Mesh or Bird Guard

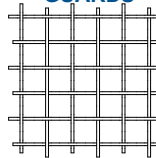


INSECT MESH

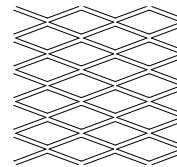


Fiberglass Mesh
Black PVC coated
(1:2 @A4)
LV-1008
72% Free Area

BIRD/ VERMIN GUARDS

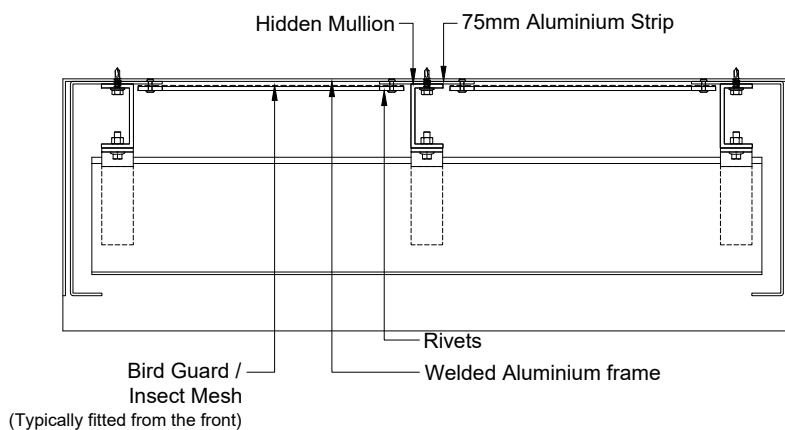


Galvanized Welded Mesh - (Standard)
(1:4 @A4)
LV-1408
85% Free Area

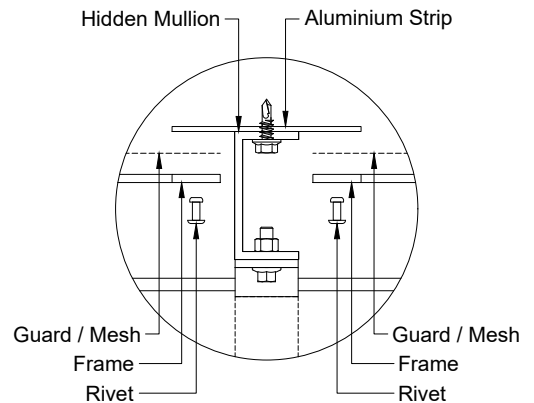


Flattened Aluminium
38-85AF - (Option)
(1:4 @A4)
LV-0158
73% Free Area

SECTION ON ELEVATION (1:6 @A4)



PLAN VIEW (1:6 @A4)



EXPLODED DETAIL

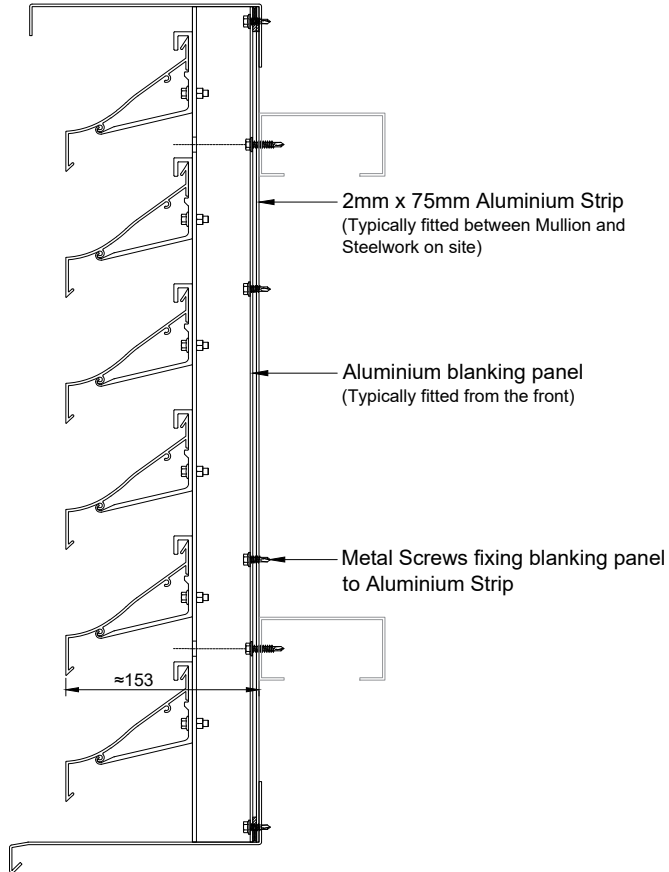
All dimensions in millimeters unless otherwise stated. Do not scale from the drawing.

Ventilation Louvres

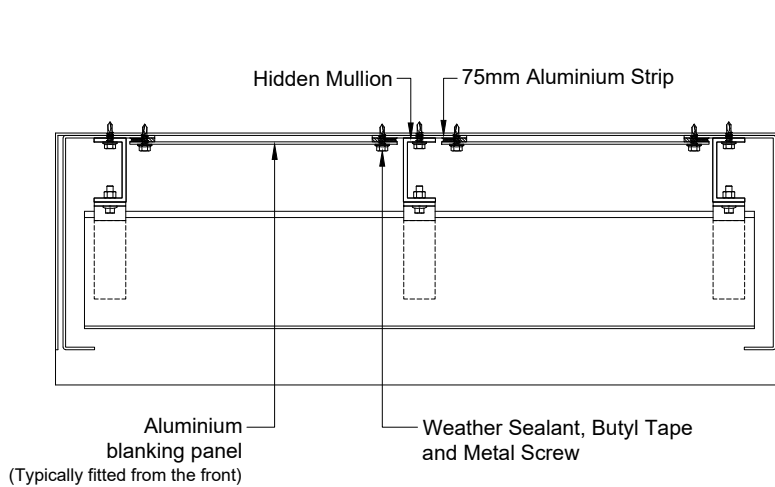
A-4050 | Technical Datasheet

STANDARD DETAIL

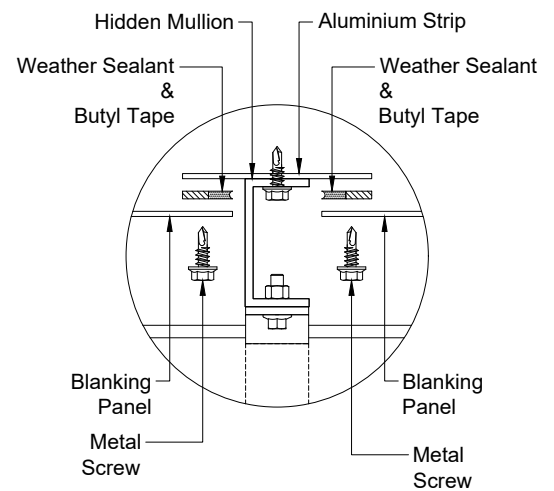
With Single Skin Blanking Panel



SECTION ON ELEVATION (1:6 @A4)



PLAN VIEW (1:6 @A4)



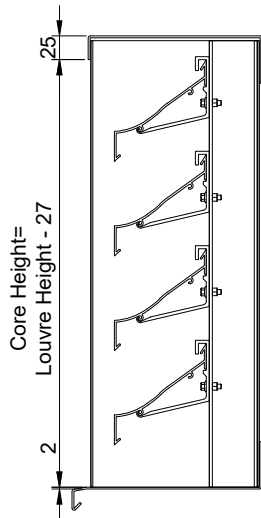
EXPLODED DETAIL

All dimensions in millimeters unless otherwise stated. Do not scale from the drawing.

Ventilation Louvres

A-4050 | Technical Datasheet

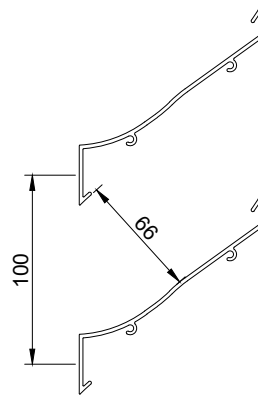
APPENDIX A - FREE AREA



Core Area

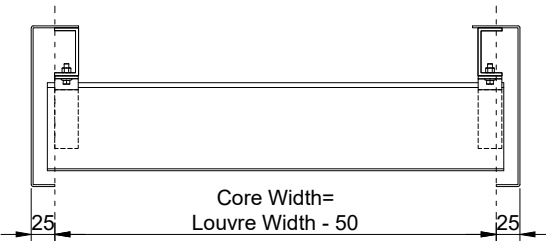
The louvre core area is product of the minimum height and minimum width of the front opening in the louvre assembly with the louvre blades removed (BS EN 13030)

Free Area Between Blades



The percentage free area between the blades is calculated by taking the narrowest gap between the blades and dividing it by the blade pitch.

$$65.56/100 = 65.6\%$$



Core Width=
Louvre Width - 50

Free Area

Total free area is determined by multiplying the sum of the minimum distance between intermediate blades, top blade and head flashing, and bottom blade and cill pan, by the minimum distance between side flashings minus intermediate mullions width.

Percentage free area is calculated by dividing the total free area by the overall louvre size.

Example based on 2m x 2m louvre with flashings

- No. of blades - 19
- A - No. of gaps between blades - 18
- B - Top gap - 20.82mm
- C - Blade gap - 65.56mm
- D - Bottom gap - 65.26mm
- E - Width between jambs - 1900mm
- F - No. Intermediate Mullions - 1
- G - Mullion Width - 25.4mm

Total Free Area

$$(B + (C \times A) + D) \times (E - (F \times G))$$

$$(0.02082 + (0.06556 \times 18) + 0.06526) \times (1.900 - (1 \times 0.0254)) = 2.374\text{m}^2$$

Percentage Free Area

$$2.374/4 = 59.3\%$$

Approximate Free Area

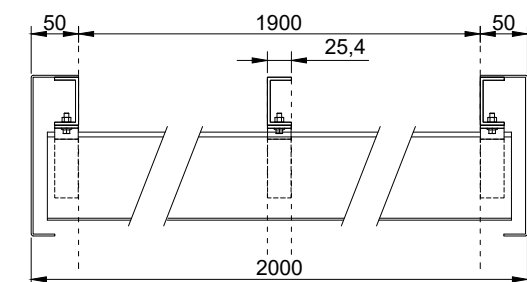
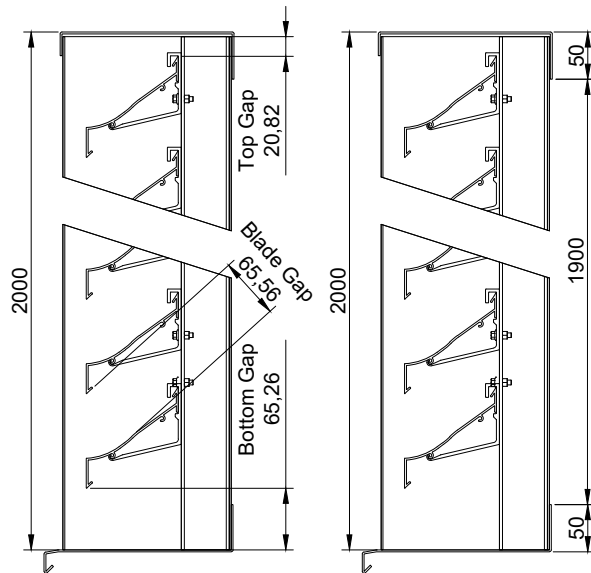
Total Free Area

Opening at rear of louvre x percentage free area between blades

$$1.900 \times (1.900 - 0.0254) \times 65.6\% = 2.337\text{m}^2$$

Percentage Free Area

$$2.337/4 = 58.4\%$$



All dimensions in millimeters unless otherwise stated. Do not scale from the drawing.