

RS-5225

Compact double-bank louvres offering a continuous blade appearance, excellent rain defence, and inverted front blades for sightproofing in high-level applications.



Features & Advantages

- The horizontal inverted blades of the front louvre create a continuous architectural line across the façade while providing visual screening of the rear module in elevated installations.
- A high-performance vertical blade louvre module is positioned at the rear to provide excellent protection against wind-driven rain ingress
- Rear modules are powder-coated black as standard, to minimise their visual impact
- Modules are factory pre-assembled and supplied as double-bank units for ease of installation
- In areas where only parts of the façade are functionally active, blanking panels are used instead of blades in the rear louvre frame within non-active zones, helping to reduce costs
- Sightproof design

Applications

- Where both reliable resistance to wind-driven rain and a continuous line appearance are required
- Where louvres are located at high-level

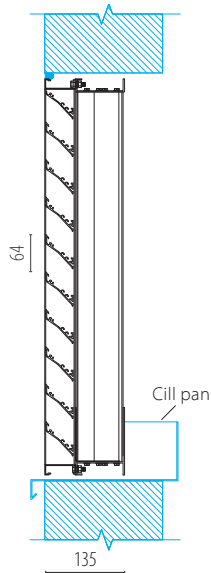


c-sgroup.co.uk/38921

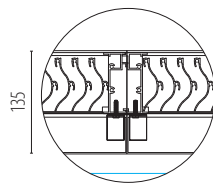
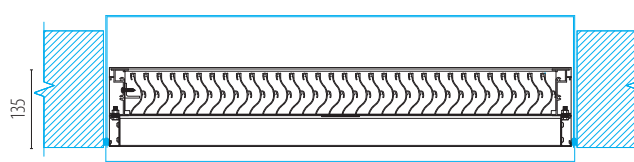
RS-5225

Standard Details

Section on elevation



Plan view



Invisible joint detail

Pre-fabricated modules are pre-assembled in the factory and delivered as double-bank units.

Module dimensions (based on 1.5 kPa wind load):

- Maximum height: 3000 mm*
- Maximum width: 3600 mm*

* For manual handling purposes, a maximum of 80 kg per unit is recommended. Custom sizes can be manufactured - please contact us to discuss your requirements.

Joints:

- Horizontal: invisible or visible
- Vertical: invisible

For detailed drawings, refer to Technical Datasheet.

Standard frame details include typical cill pan (size to project requirements).

Certification / Testing

- Tested in accordance with EN 13030 for Rain Defence and Airflow Performance.

For details view Performance Datasheet.

- Cradle to Cradle Certified Bronze

Certification applies to a range of colours and finishes.

For further information, visit: c-sgroup.co.uk/38764



Finish Options

Rear modules are powder-coated matt black as standard. Front louvres can be supplied in:



Warranty

- 2-year product warranty
- Up to 30-year finish warranty (powder-coated or anodised)

For Terms and Conditions visit: c-sgroup.co.uk/38509

Materials

- Aluminium alloy 6063-T6
- Nominal thickness:
 - Front louvre - 1.52 mm for blades, head, cill and jamb frames, and for mullions
 - Rear louvre - 1.27 mm for blades, 2.03 mm for head, cill and jamb frames, and for mullions
- Aluminium components are manufactured with a minimum of 55% recycled content (mix of pre- and post-consumer scrap)
- Louvre weight 34 kg/m², based on a 2 m x 2 m module size

Optional Extras

- Bird/vermin guards - galvanised weld mesh (standard) or expanded aluminium
- Insect mesh
- Blanking - single-skin plates or insulated panels
- Dampers

For details visit: c-sgroup.co.uk/26795