

## A-2097

Slimline modular ventilation louvres offering excellent airflow performance - ideal for applications with permanent mechanical extract ventilation, such as data centres.



### Features & Advantages

- Slimline design allows for high airflow and low pressure drop
- Channels in blades and vertical sections help collect and drain away rainwater
- Visible interlocking mullions align with other façade elements; an invisible vertical joint detail can be achieved with hidden mullions for a continuous look
- Delivered to site as pre-fabricated modules for efficient installation

### Applications

- Where a high free area / high airflow solution is required
- In exhaust areas where a low pressure drop is needed, such as data centres
- Where louvres are to be fitted into shallow openings

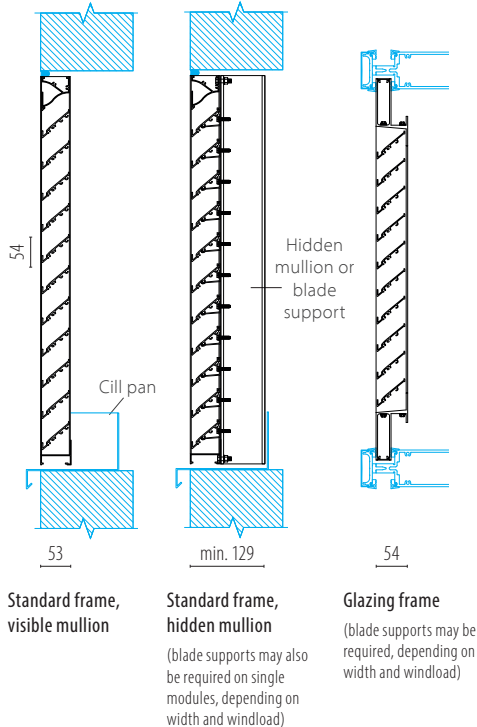


[c-sgroup.co.uk/38923](https://c-sgroup.co.uk/38923)


# A-2097

## Standard Details

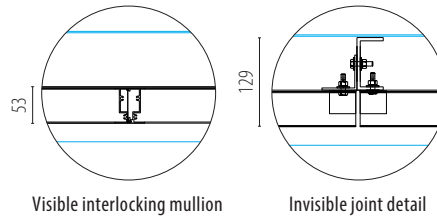
### Section on elevation



### Plan view



### Standard frame



**Module dimensions** (based on 1.5 kPa wind load):

- Maximum height: 3600 mm\*
- Maximum width: 3600 mm\*

\*For manual handling purposes, a maximum of 80 kg per unit is recommended.

Custom widths can be manufactured - please contact us to discuss your requirements.

### Joint options:

- Horizontal: visible
- Vertical: visible (interlocking mullion) or invisible (hidden mullion)

For detailed drawings refer to Technical Datasheet.

Standard frame details include typical cill pan (size to project requirements).

## Certification / Testing

- Tested in accordance with EN 13030 for Rain Defence and Airflow Performance.

For details view Performance Datasheet.

- Cradle to Cradle Certified Bronze

Certification applies to a range of colours and finishes.

For further information, visit: [c-sgroup.co.uk/38764](http://c-sgroup.co.uk/38764)



## Materials

- Aluminium alloy 6063-T6
- Nominal thickness: 1.60 mm for blades, head, cill and jamb frames, and for mullions
- Aluminium components are manufactured with a minimum of 55% recycled content (mix of pre- and post-consumer scrap)
- Louvre weight 12 kg/m<sup>2</sup>, based on a 2 m x 2 m module size

## Finish Options



## Optional Extras

- Bird / vermin guards - galvanised weld mesh (standard) or expanded aluminium
- Insect mesh
- Blanking - single-skin plates or insulated panels
- Louvred doors and gates
- Dampers

For further information visit: [c-sgroup.co.uk/26795](http://c-sgroup.co.uk/26795)

## Warranty

- 2-year product warranty
- Up to 30-year finish warranty (powder-coated or anodised)

For Terms and Conditions visit: [c-sgroup.co.uk/38509](http://c-sgroup.co.uk/38509)